



Planning Act 2008  
Infrastructure Planning  
(Applications Prescribed  
Forms and Procedure)  
Regulations 2009

# North Lincolnshire Green Energy Park

## 4.4 Works Plans A

PINS reference: EN010116

February 2023

Revision number: 3



---

# The North Lincolnshire Green Energy Park Development Consent Order

## 4.4 Works Plans A

**Date: February 2023**

**PINS reference: EN010116**

**Application Document Reference: 4.4**

**Author: Fichtner Consulting Engineers**

---

## CONTENTS

<b>CONTENTS.....</b>	<b>1</b>
<b>1. INTRODUCTION .....</b>	<b>2</b>
1.1 General .....	2
<b>2. SCHEDULE OF PLANS INCLUDED IN THIS APPLICATION DOCUMENT .....</b>	<b>4</b>

# 1. INTRODUCTION

## 1.1 General

1.1.1 The following Plans have been prepared to accompany the application for a Development Consent Order (DCO), made by the Applicant to the Secretary of State (SoS) via the Planning Inspectorate (the Inspectorate).

1.1.2 A detailed description of the Project can be found in Chapter 3 of the ES (**Document Reference 6.2.3**).

1.1.3 These Plans comprise part of the suite of Application documentation and are included in the Application in compliance with Regulation 5(2)(j) of the Infrastructure Planning (Applications: Prescribed Forms and Procedure) Regulations 2009 (the 2009 Regulations), which requires:

*(j) a works plan showing, in relation to existing features—*

*(i) the proposed location or (for a linear scheme) the proposed route and alignment of the development and works; and*

*(ii) the limits within which the development and works may be carried out and any limits of deviation provided for in the draft order;*

1.1.4 These Plans are also being submitted under Regulation 5(4) of the 2009 Regulations which states:

*"Where a plan comprises three or more separate sheets a key plan must be provided showing the relationship between the different sheets."*

1.1.5 To assist the interpretation of these Plans, a key plan shows ten separate sheets which cover the Order Limits. Where there are no works shown on a separate sheet, "Sheet X Not Used" is shown on the key plan. Only the sheets showing relevant information are provided.

1.1.6 The Works Plans are set up to allow examination of the scheme in three components:

- Works Plans A – the new energy producing infrastructure and associated infrastructure within the Energy Park Land.
  - Work No .1 ERF & Infrastructure
  - Work No. 1A Stacks
  - Work No. 1B Carbon Capture
  - Work No. 1C Visitor's Centre
  - Work No. 1D ACC
  - Work No. 2 Residue Handling and Treatment Facility and Concrete Block Manufacture

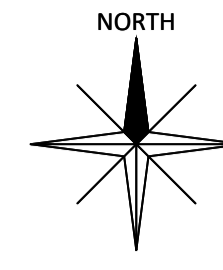
- Work No. 5 New Access Road and Highway Improvements
- Work No. 6 Plastic Recycling Facility
- Work No. 7 Hydrogen Production & Gas Injection Facility
- Work No. 8 Vehicle Refuelling Station
- Work No. 9 Battery Storage
- Work No. 10 Private Wire Network
- Work No. 11 District Heating Network
- Work No. 12 Landscaping and Ecological Works
- Work No. 12A Habitat Creation
- Work No. 13 Flood Defences and SUDS
- Work No. 14 Utility Construction and Diversions; and
- Work No. 15a Laydown Areas
- Work No. 15b Construction Access, Temporary Laydown and Working Room
- Works Plans B – the district heating and private wire networks and grid connection:
  - Work No. 10 Private Wire Network (including Private Wire Network Option A and Option B)
  - Work No. 11 District Heating Network (including District Heating Network Option A and Option B)
  - Work No. 14 Utility Construction and Diversions; and
  - Work No. 15 Laydown Areas
- Works Plans C – the railway reinstatement works and associated works
  - Work No. 3 Railway Reinstatement Works
  - Work No. 4 Railhead
  - Work No. 12 Landscaping and Ecological Works
  - Work No. 12A Habitat Creation; and
  - Work No. 14 Utility Construction and Diversions

### 1.1.7

These Plans are part of the Application documentation and should be read alongside and are informed by the other Application documents.

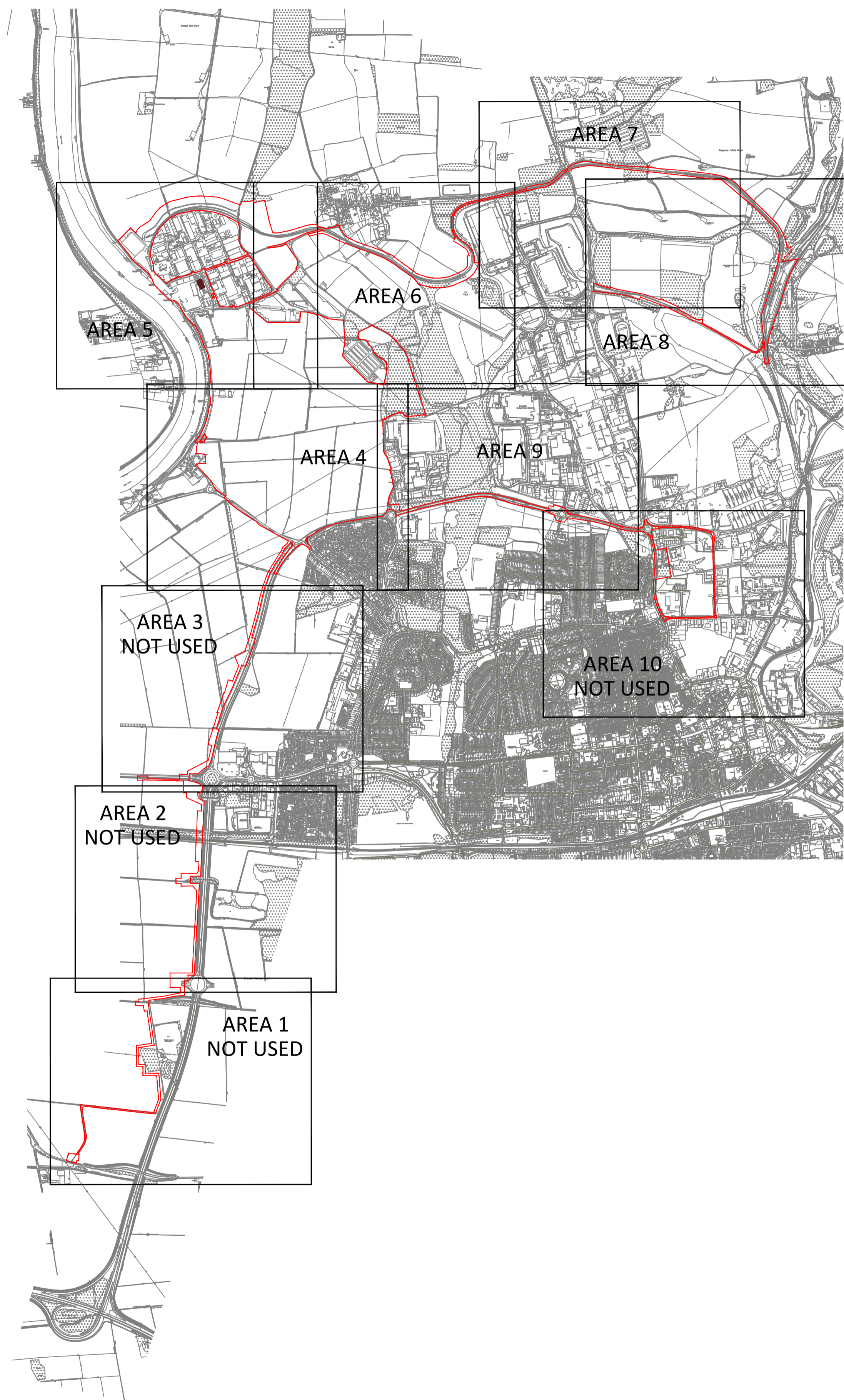
## 2. SCHEDULE OF PLANS INCLUDED IN THIS APPLICATION DOCUMENT

Drawing Number	Drawing Title	Revision
NLGEP-FCE-XX-XX-DR-Y-0001	Key Plan A	P3
NLGEP-FCE-XX-XX-DR-Y-0002	Works Plans A1	P3
NLGEP-FCE-XX-XX-DR-Y-0003	Works Plans A2	P3
NLGEP-FCE-XX-XX-DR-Y-0004	Works Plans A3	P3
NLGEP-FCE-XX-XX-DR-Y-0005	Works Plans A4	P3
NLGEP-FCE-XX-XX-DR-Y-0006	Works Plans A5	P3
NLGEP-FCE-XX-XX-DR-Y-0007	Works Plans A6	P3
NLGEP-FCE-XX-XX-DR-Y-0008	Works Plans A7	P3
NLGEP-FCE-XX-XX-DR-Y-0009	Works Plans A8	P3
NLGEP-FCE-XX-XX-DR-Y-0010	Works Plans A9	P3
NLGEP-FCE-XX-XX-DR-Y-0011	Works Plans A10	P3
NLGEP-FCE-XX-XX-DR-Y-0012	Works Plans A11	P3
NLGEP-FCE-XX-XX-DR-Y-0013	Works Plans A12	P3
NLGEP-FCE-XX-XX-DR-Y-0014	Works Plans A13	P3
NLGEP-FCE-XX-XX-DR-Y-0015	Works Plans A14	P3
NLGEP-FCE-XX-XX-DR-Y-0016	Works Plans A15	P3
NLGEP-FCE-XX-XX-DR-Y-0016	Works Plans A15	P3
NLGEP-FCE-XX-XX-DR-Y-0017	Works Plans A16	P3
NLGEP-FCE-XX-XX-DR-Y-0018	Works Plans A17	P3



NOTES  
OS Licensing information for OS CAD/GIS & raster data orders -  
© crown copyright and database rights 2021 OS Licence 100035409

LEGEND  
ORDER LIMITS



P3	WORK PLAN 15b ADDED WORK PLAN 15 CHANGED TO 15a	06.02.23	AO1	DTW/CAB
P2	UPDATED BOUNDARY LINE DCO SUBMISSION	06.12.22	AO1	DTW/CAB
P1	WORK 1D DESCRIPTION UPDATED	30.08.22	AO1	DTW/CAB
P0	FOR DCO SUBMISSION	17.02.22	AO1	DTW/CAB
Rev	Description	Date	Iss'd	App'd

## DCO SUBMISSION

Project Stage

## INFORMATION

Status of Drawing

Client



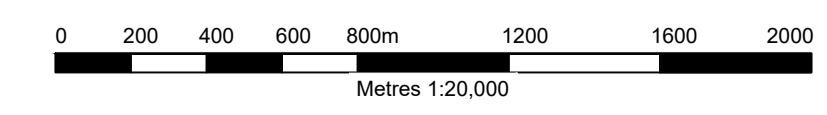
Level 33, Euston Tower, 296 Euston Road, London, NW1 3DP

LD&A DESIGN GSDA FICHTNER ERM

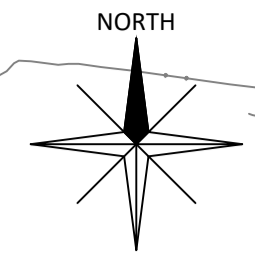
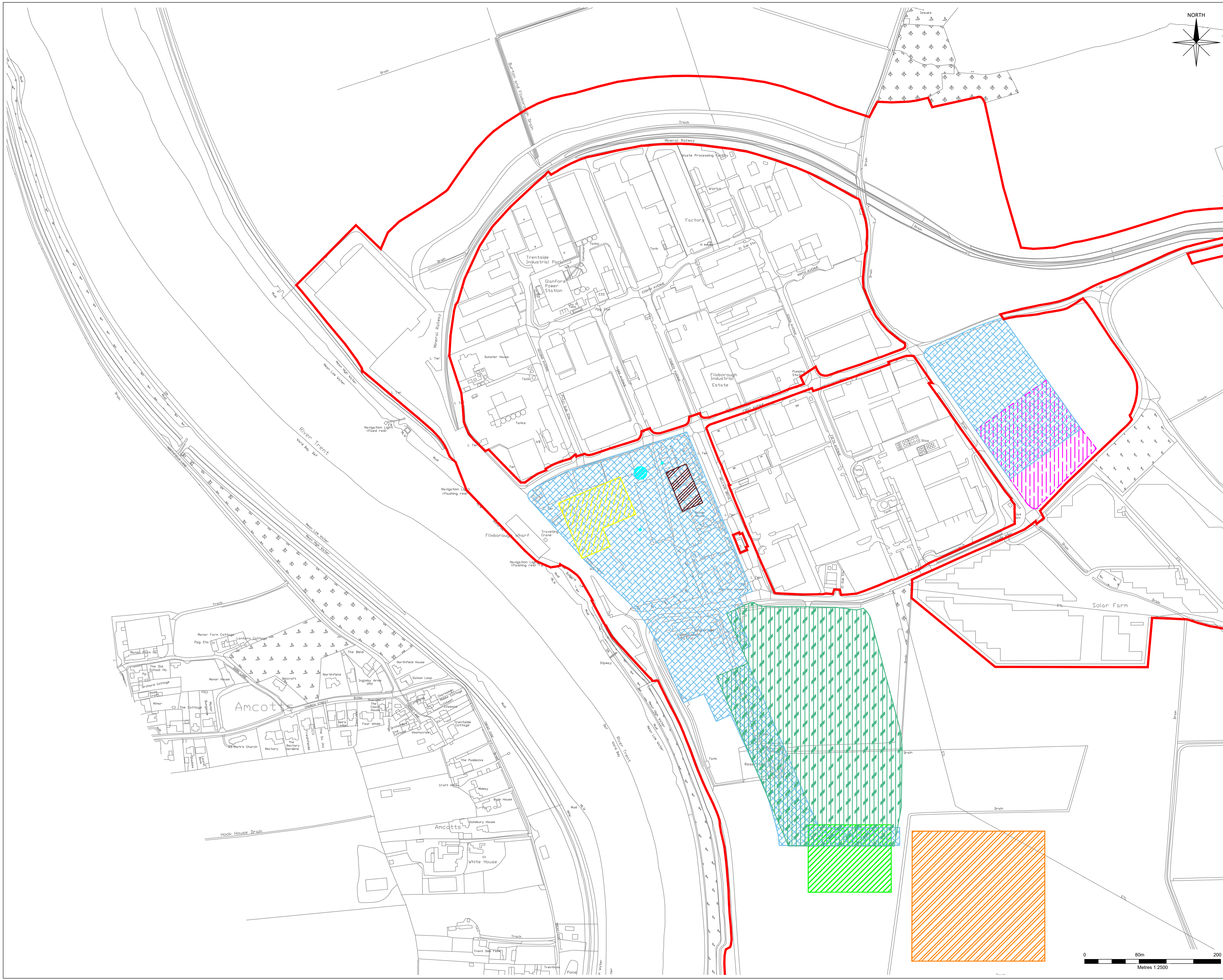
BURO HAPPOLD northern planners bowland ecology

Client: NORTH LINCOLNSHIRE GREEN ENERGY PARK LTD  
 Consultant: FICHTNER CONSULTING ENGINEERS  
 Project: NORTH LINCOLNSHIRE GREEN ENERGY PARK  
 Dwg Title: KEY PLAN A

Planning Inspectorate No. <b>EN010116</b>	Scale@A1 1:20,000	
Drawn/Designed By: AO1	Checked By: DTW	Approved By: CAB
Drawing No. NLGEP-FCE-XX-XX-DR-Y-0001	Revision P3	



Project Stage: DCO SUBMISSION; Status of Drawing: INFORMATION; Client: NORTH LINCOLNSHIRE GREEN ENERGY PARK LTD; Consultant: FICHTNER CONSULTING ENGINEERS; Project: NORTH LINCOLNSHIRE GREEN ENERGY PARK; Dwg Title: KEY PLAN A; Planning Inspectorate No.: EN010116; Scale@A1: 1:20,000; Drawn/Designed By: AO1; Checked By: DTW; Approved By: CAB; Drawing No.: NLGEP-FCE-XX-XX-DR-Y-0001; Revision: P3

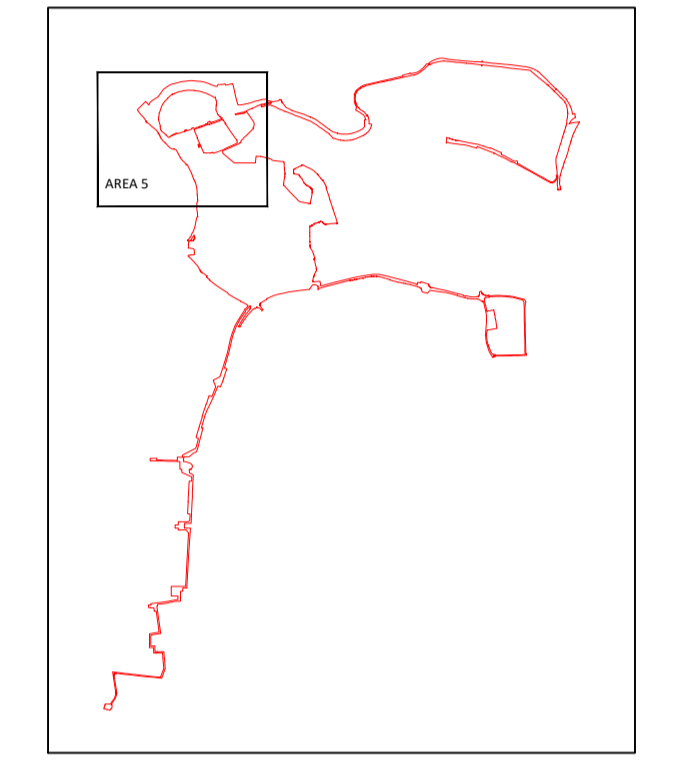


Planning Act 2008  
The Infrastructure Planning  
(Applications: Prescribed forms and Procedure) Regulations 2009  
Regulation: 5(2)(j)

NOTES  
OS Licensing information for OS CAD/GIS & raster data orders -  
© crown copyright and database rights 2021 OS Licence 100035409

LEGEND  
ORDER LIMITS

WORK	DESCRIPTION	LIMITS OF DEVIATION
WORK No. 1	ERF & INFRASTRUCTURE	[Blue grid hatching]
WORK No. 1A	STACKS (3 No. Total) 1 No. ERF 1 No. BACK-UP BOILER 1 No. EDG	[Light blue grid hatching]
WORK No. 1B	CARBON CAPTURE	[Yellow diagonal hatching]
WORK No. 1C	VISITOR'S CENTRE & ELEVATED WALKWAY	[Green diagonal hatching]
WORK No. 1D	ACC/ABC	[Brown diagonal hatching]
WORK No. 2	RESIDUE HANDLING AND TREATMENT FACILITY AND CONCRETE BLOCK MANUFACTURE	[Green vertical hatching]
WORK No. 6	PLASTICS RECYCLING FACILITY	[Orange diagonal hatching]
WORK No. 7	HYDROGEN PRODUCTION & GAS INJECTION FACILITY	[Purple vertical hatching]



Rev	Description	Date	Iss'd	Rev'd	App'd
P3	WORK PLAN 15b ADDED WORK PLAN 15 CHANGED TO 15a	06.02.23	AO1	DTW/CAB	
P2	UPDATED BOUNDARY LINE DCO SUBMISSION	06.12.22	AO1	DTW/CAB	
P1	WORK 1D DESCRIPTION UPDATED	30.08.22	AO1	DTW/CAB	
PO	FOR DCO SUBMISSION	17.02.22	AO1	DTW/CAB	

## DCO SUBMISSION

Project Stage

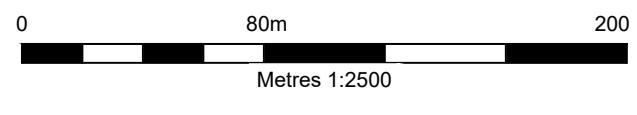
## INFORMATION

Status of Drawing

Client

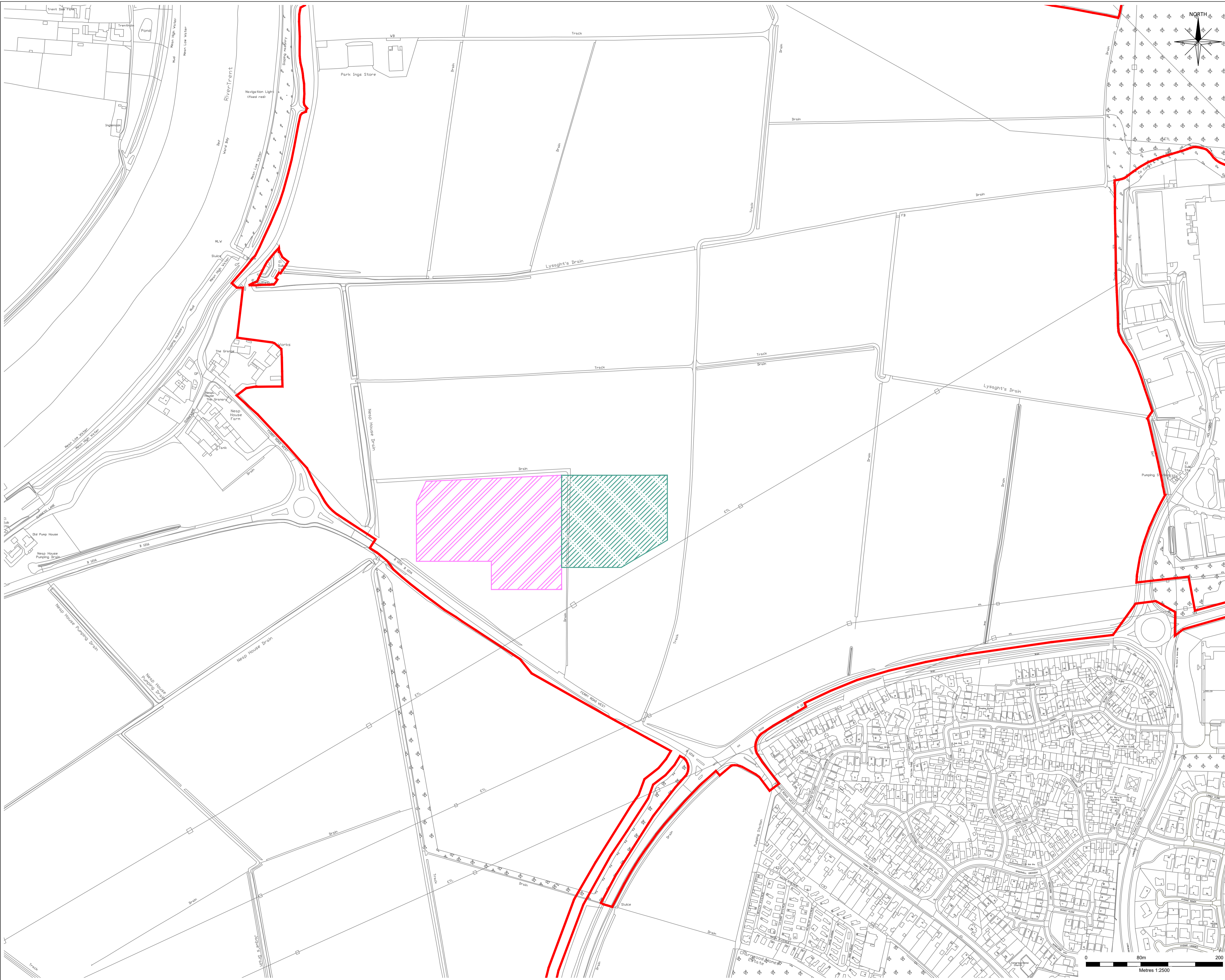
Client: NORTH LINCOLNSHIRE GREEN ENERGY PARK LTD  
 Consultant: FICHTNER CONSULTING ENGINEERS  
 Project: NORTH LINCOLNSHIRE GREEN ENERGY PARK  
 Dwg Title: WORKS PLANS A1

Planning Inspectorate No. <b>EN010116</b>	Scale: 1:2500
Drawn/Designed By: AO1	Checked By: DTW
Approved By: CAB	Revision: P3
Drawing No. NLGEP-FCE-XX-XX-DR-Y-0002	



Project: North Lincolnshire Green Energy Park - Works Plans A1  
 Drawing: EN010116 - Works Plans A1  
 Date: 06/02/23  
 Scale: 1:2500  
 Author: DTW  
 Checker: DTW  
 Approver: CAB  
 Revision: P3



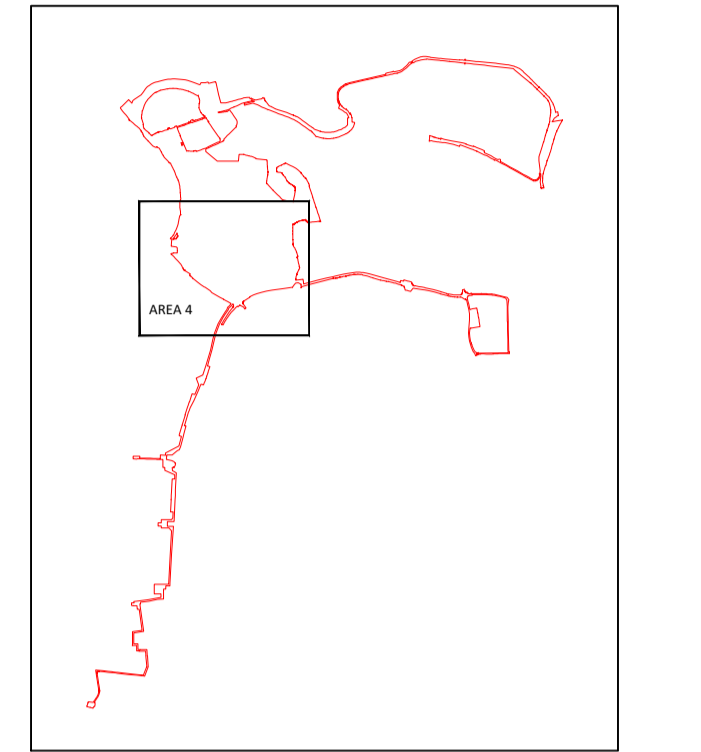


Planning Act 2008  
The Infrastructure Planning (Applications: Prescribed forms and Procedure) Regulations 2009  
Regulation: 5(2)(j)

NOTES  
OS Licensing information for OS CAD/GIS & raster data orders -  
© crown copyright and database rights 2021 OS Licence 100035409

LEGEND  
**ORDER LIMITS**  
KEY

WORK	DESCRIPTION	LIMITS OF DEVIATION
WORK No. 8	VEHICLE REFUELLING STATION	
WORK No. 9	BATTERY STORAGE	



KEY PLAN

Rev	Description	Date	Iss'd	Rev'd	App'd
P3	WORK PLAN 15b ADDED WORK PLAN 15 CHANGED TO 15a	06.02.23	AO1	DTW/CAB	
P2	UPDATED BOUNDARY LINE DCO SUBMISSION	06.12.22	AO1	DTW/CAB	
P1	WORK 1D DESCRIPTION UPDATED	30.08.22	AO1	DTW/CAB	
PO	FOR DCO SUBMISSION	17.02.22	AO1	DTW/CAB	

## DCO SUBMISSION

Project Stage

## INFORMATION

Status of Drawing

Client  
  
 Level 33, Euston Tower, 296 Euston Rd., London, NW1 3DP

LDÄ DESIGN GSDA FICHTNER  
ERM CONSULTING ENGINEERS LTD

BURO HAPPOLD northern planners bowland ecology

Client: NORTH LINCOLNSHIRE GREEN ENERGY PARK LTD  
 Consultant: FICHTNER CONSULTING ENGINEERS  
 Project: NORTH LINCOLNSHIRE GREEN ENERGY PARK  
 Drg Title: WORKS PLANS A2

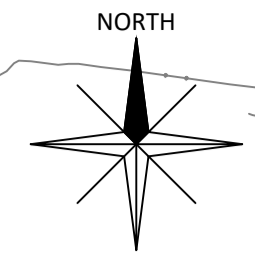
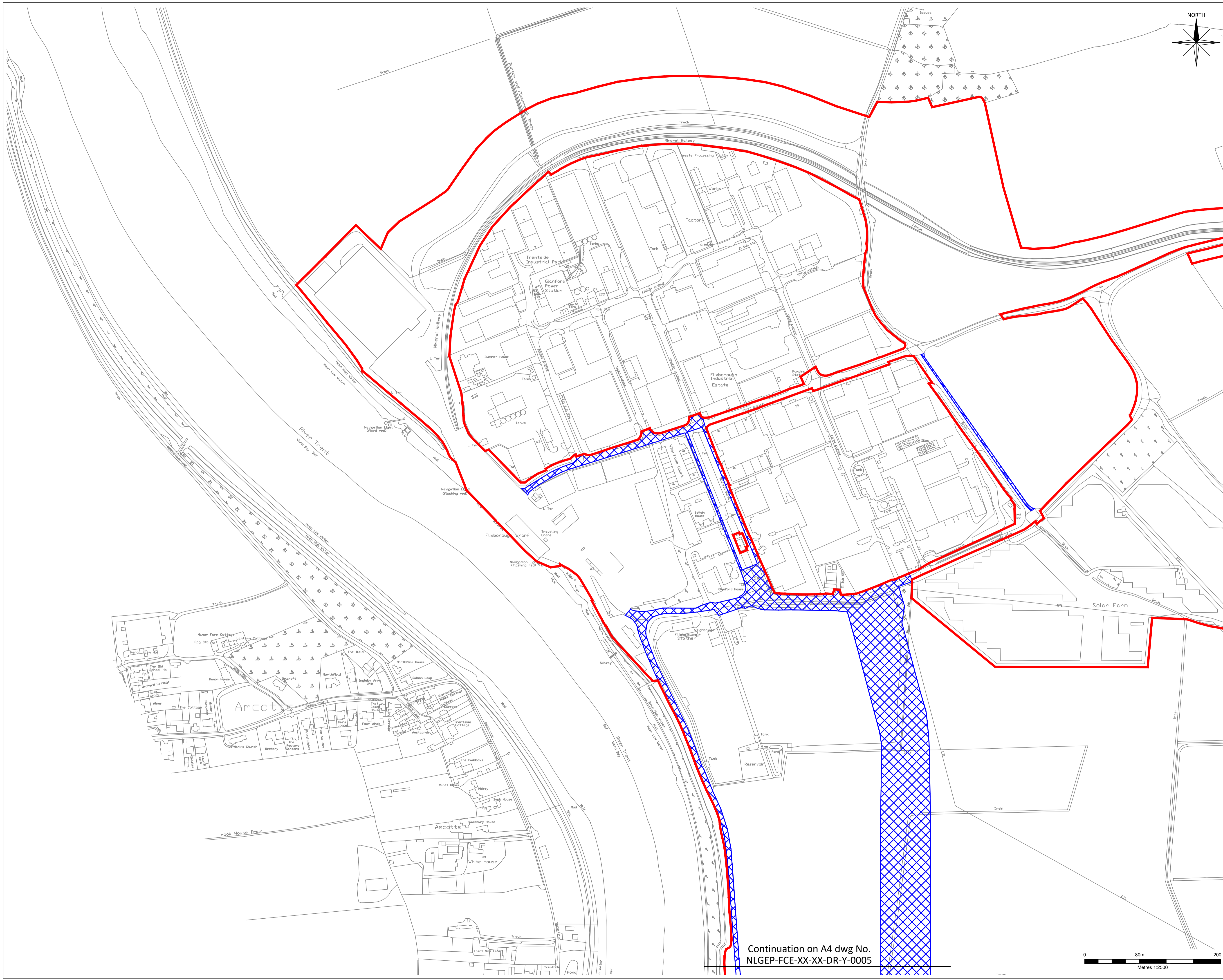
Planning Inspectorate No. **EN010116** Scale/A1  
 1:2500

Drawn/Designed By: **AO1** Checked By: **DTW** Approved By: **CAB**

Drawing No. **NLGEF-FCE-XX-XX-DR-Y-0003** Revision **P3**



Approved by DTW Development Support Unit - Drawing/Design for Client Review/3144/00/00/01/NLGEF/Works Plans A2 P3.dwg



Planning Act 2008  
The Infrastructure Planning  
(Applications: Prescribed forms and Procedure) Regulations 2009  
Regulation: 5(2)(j)

NOTES  
OS Licensing information for OS CAD/GIS & raster data orders -  
© crown copyright and database rights 2021 OS Licence 100035409

LEGEND  
ORDER LIMITS

WORK	DESCRIPTION	LIMITS OF DEVIATION
WORK No. 5	NEW ACCESS ROAD, HIGHWAY IMPROVEMENTS AND STOPPING UP OF STATHER ROAD, MAINTAINED FOR EMERGENCY ACCESS ONLY.	



KEY PLAN

Rev	Description	Date	Iss'd	Rev'd	App'd
P3	WORK PLAN 15b ADDED WORK PLAN 15	06.02.23	A01	DTW	CAB
	CHANGED TO 15a				
P2	UPDATED BOUNDARY LINE DCO SUBMISSION	06.12.22	A01	DTW	CAB
P1	WORK 1D DESCRIPTION UPDATED	30.08.22	A01	DTW	CAB
P0	FOR DCO SUBMISSION	17.02.22	A01	DTW	CAB

## DCO SUBMISSION

Project Stage

## INFORMATION

Status of Drawing

Client

Level 33, Euston Tower, 296 Euston Rd, London, NW1 3DP

LD A DESIGN GS DA FICHTNER  
ERM

BURO HAPPOLD northern planners bowland ecology

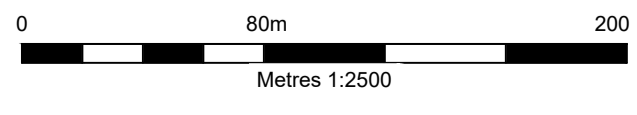
Client: NORTH LINCOLNSHIRE GREEN ENERGY PARK LTD  
Consultant: FICHTNER CONSULTING ENGINEERS  
Project: NORTH LINCOLNSHIRE GREEN ENERGY PARK  
Dwg Title: WORKS PLANS A3

Planning Inspectorate No. EN010116  
Scale: A1 1:2500

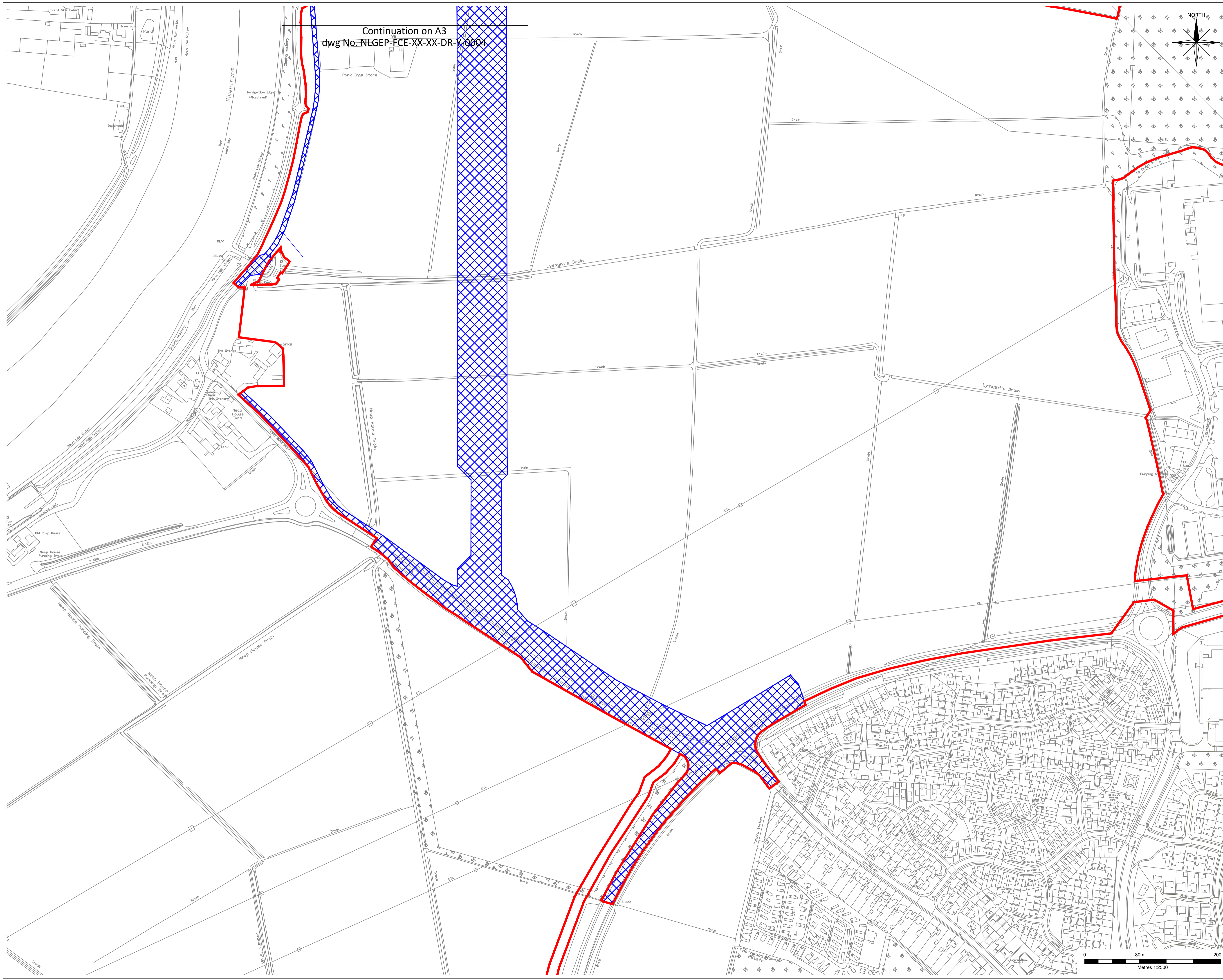
Drawn/Designed By: A01  
Checked By: DTW  
Approved By: CAB

Drawing No. NLGEP-FCE-XX-XX-DR-Y-0004  
Revision P3

Continuation on A4 dwg No. NLGEP-FCE-XX-XX-DR-Y-0005



As per Open Access 21/03/14 - Through EHV Development Support/000 - Drawing/Change for Client Review/31/03/2020/01/NLGP/Works Plans A3.dwg

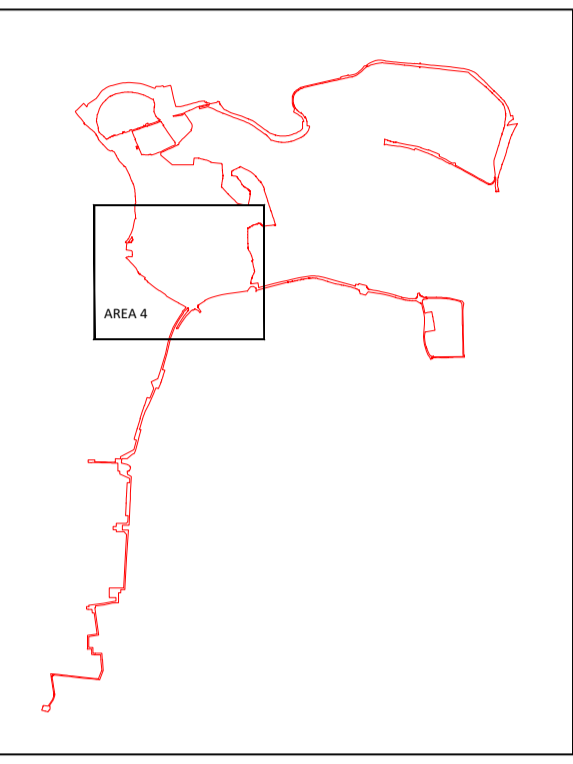


Planning Act 2008  
The Infrastructure Planning  
(Applications: Prescribed forms and Procedure) Regulations 2009  
Regulation: 5(2)(j)

**NOTES**  
OS Licensing information for OS CAD/GIS & raster data orders -  
© crown copyright and database rights 2021 OS Licence 100035409

**LEGEND**  
ORDER LIMITS

WORK	DESCRIPTION	LIMITS OF DEVIATION
WORK No. 5	NEW ACCESS ROAD, HIGHWAY IMPROVEMENTS AND STOPPING UP OF STATHER ROAD, MAINTAINED FOR EMERGENCY ACCESS ONLY.	



KEY PLAN

Rev	Description	Date	Iss'd	Rev'd	App'd
P3	WORK PLAN 15b ADDED WORK PLAN 15 CHANGED TO 15a	06.02.23	AO1	DTW/CAB	
P2	UPDATED BOUNDARY LINE DCO SUBMISSION	06.12.22	AO1	DTW/CAB	
P1	WORK 1D DESCRIPTION UPDATED	30.08.22	AO1	DTW/CAB	
P0	FOR DCO SUBMISSION	17.02.22	AO1	DTW/CAB	

## DCO SUBMISSION

Project Stage

## INFORMATION

Status of Drawing

Client

Level 33, Euston Tower, 296 Euston Road, London, NW1 3DP

LD A DESIGN GSDA FICHTNER ERM

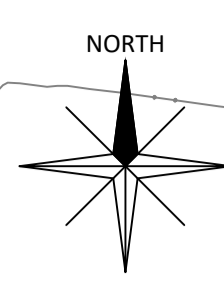
BURO HAPPOLD northern planners bowland ecology

Client: NORTH LINCOLNSHIRE GREEN ENERGY PARK LTD  
Consultant: FICHTNER CONSULTING ENGINEERS  
Project: NORTH LINCOLNSHIRE GREEN ENERGY PARK  
Dwg Title: WORKS PLANS A4

Planning Inspectorate No. <b>EN010116</b>	Scale: A1 1:2500
Drawn/Designed By: AO1	Checked By: DTW
Approved By: CAB	Revision P3

NLGEP-FCE-XX-XX-DR-Y-0005

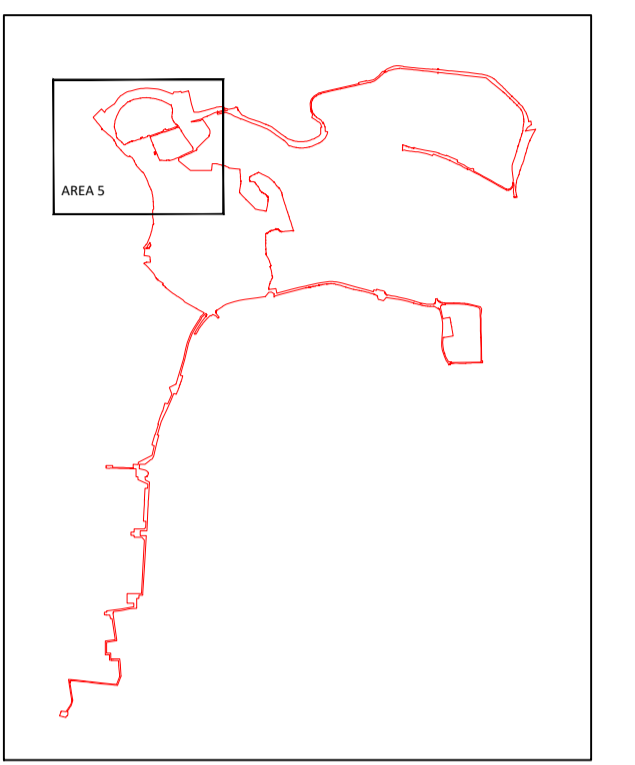
As per Open Access 21/03/24 - Through EIV Development Support/000 - Drawing/Design for Client/Review/31/04/2024/01/NLGEP/Works Plans A4.dwg



**NOTES**  
OS Licensing information for OS CAD/GIS & raster data orders -  
© crown copyright and database rights 2021 OS Licence 100035409

**LEGEND**  
ORDER LIMITS

WORK	DESCRIPTION	LIMITS OF DEVIATION
WORK No. 10	PRIVATE WIRE NETWORK	
WORK No. 11	DISTRICT HEATING NETWORK	



KEY PLAN

Rev	Description	Date	Iss'd	Revd	App'd
P3	WORK PLAN 15b ADDED WORK PLAN 15	06.02.23	AO1	DTW	CAB
P2	CHANGED TO 15a				
P2	UPDATED BOUNDARY LINE DCO SUBMISSION	06.12.22	AO1	DTW	CAB
P1	WORK 1D DESCRIPTION UPDATED	30.08.22	AO1	DTW	CAB
PD	FOR DCO SUBMISSION	17.02.22	AO1	DTW	CAB

## DCO SUBMISSION

## INFORMATION

Client



Level 33, Euston Tower, 286 Euston Road, London, NW1 3DP

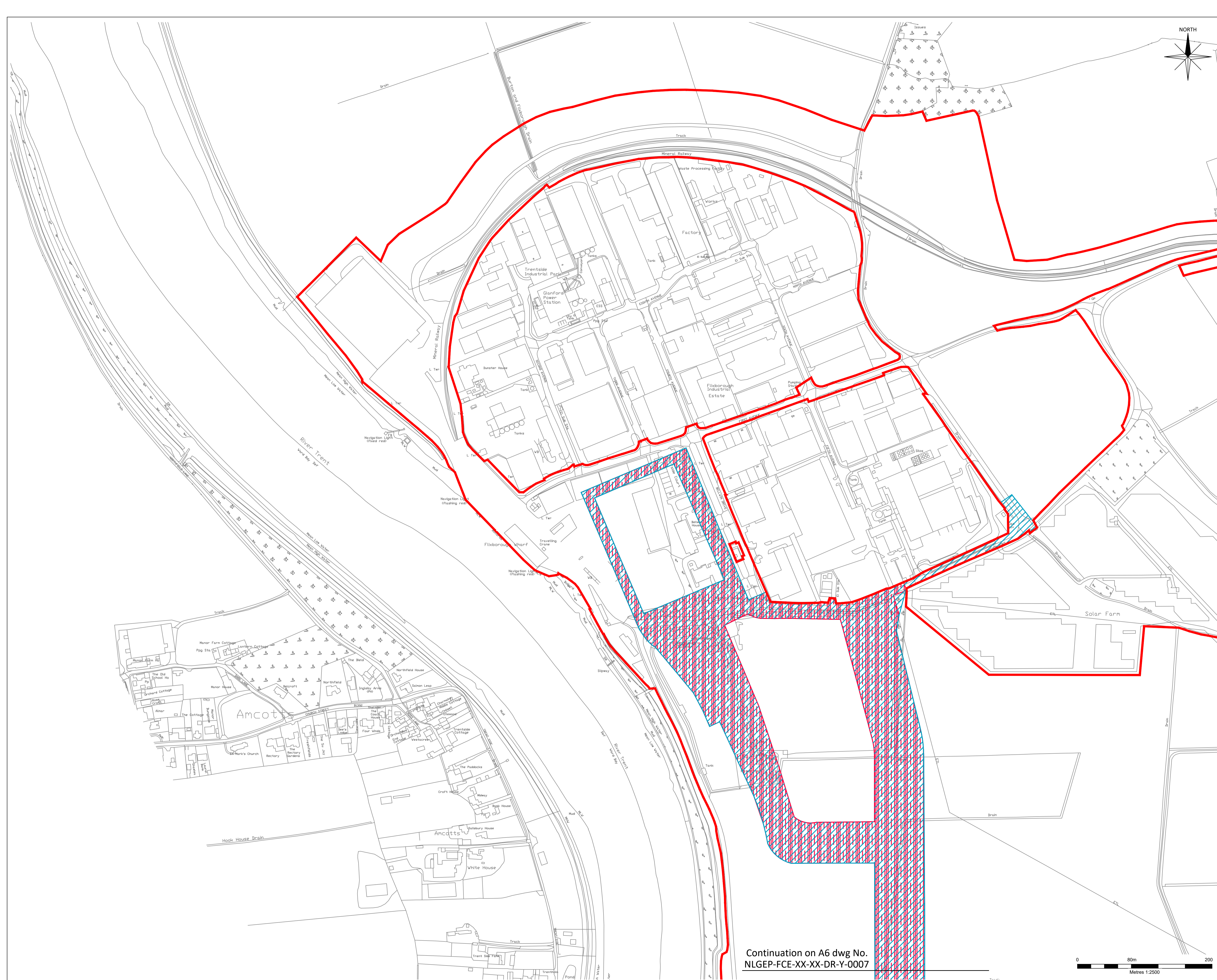
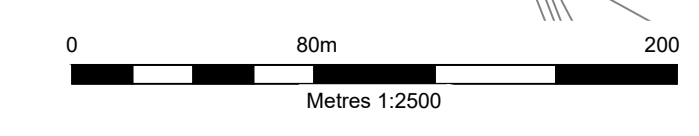
LD A DESIGN GSDA FICHTNER ERM

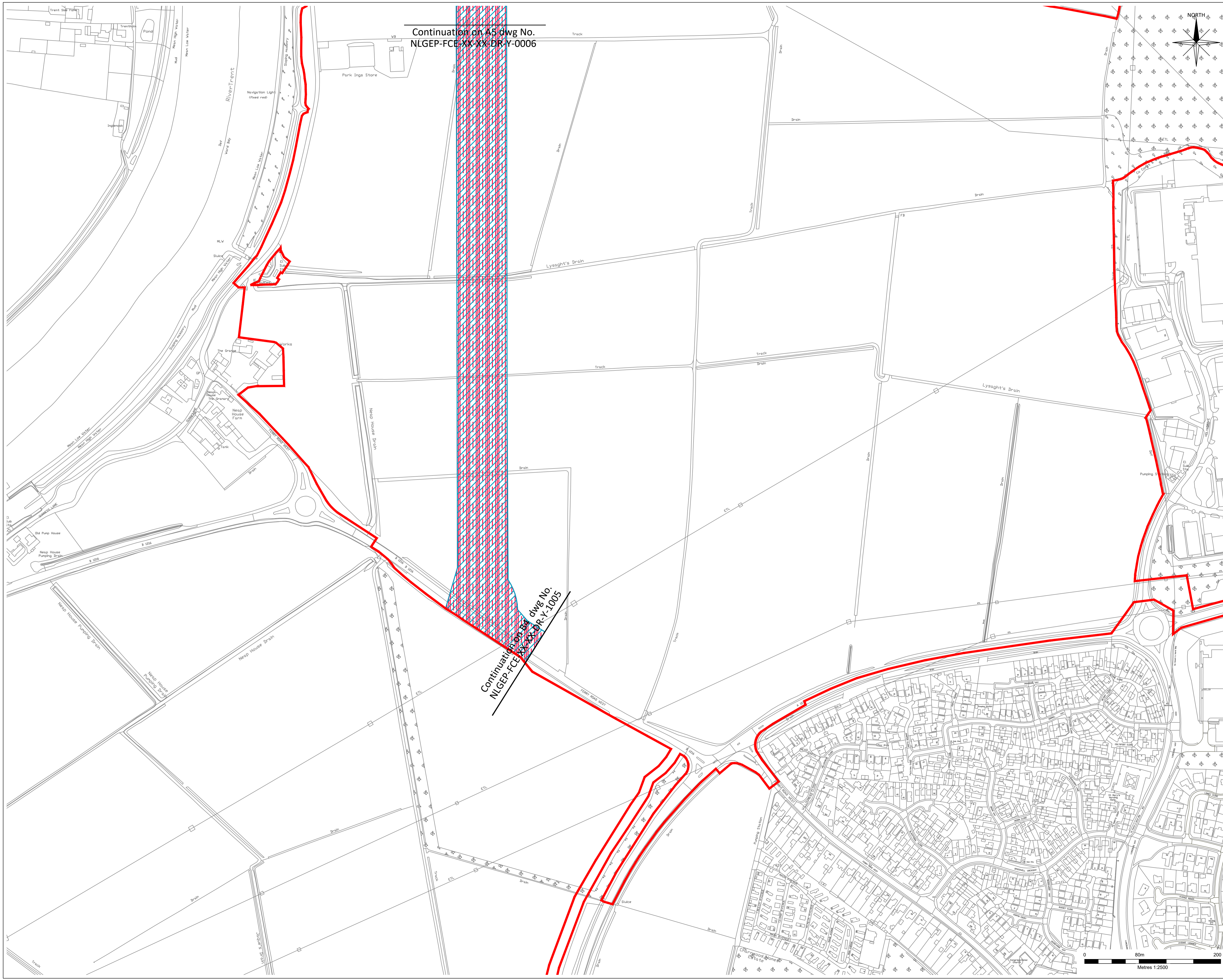
BURO HAPPOLD northern planners bowland ecology

Client: NORTH LINCOLNSHIRE GREEN ENERGY PARK LTD  
 Consultant: FICHTNER CONSULTING ENGINEERS  
 Project: NORTH LINCOLNSHIRE GREEN ENERGY PARK  
 Dwg Title: WORKS PLANS A5

Planning Inspectorate No. <b>EN010116</b>	Scale@A1 1:2500
Drawn/Designed By: AO1	Checked By: DTW
Approved By: CAB	Revision P3

Continuation on A6 dwg No.  
NLGEP-FCE-XX-XX-DR-Y-0007





Continuation of AS dwg No.  
NLGEP-FCE-XX-XX-DR-Y-0006

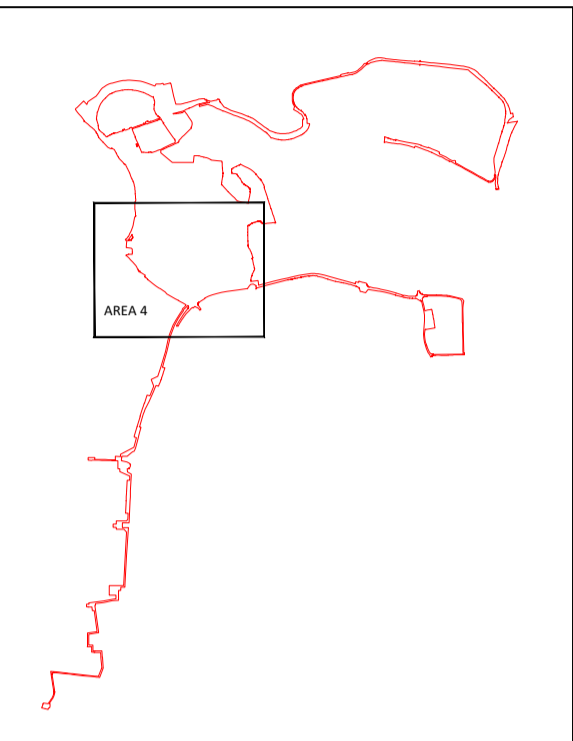
Continuation of DWG No.  
NLGEP-FCE-XX-XX-DR-Y-1005

Planning Act 2008  
The Infrastructure Planning  
(Applications: Prescribed forms and Procedure) Regulations 2009  
Regulation: 5(2)(j)

NOTES  
OS Licensing information for OS CAD/GIS & raster data orders -  
© crown copyright and database rights 2021 OS Licence 100035409

LEGEND  
ORDER LIMITS

WORK	DESCRIPTION	LIMITS OF DEVIATION
WORK No. 10	PRIVATE WIRE NETWORK	
WORK No. 11	DISTRICT HEATING NETWORK	



KEY PLAN

Rev	Description	Date	Iss'd	Rev'd	App'd
P3	WORK PLAN 15b ADDED WORK PLAN 15	06.02.23	AO1	DTW/CAB	
	CHANGED TO 15a				
P2	UPDATED BOUNDARY LINE DCO SUBMISSION	06.12.22	AO1	DTW/CAB	
P1	WORK 1D DESCRIPTION UPDATED	30.08.22	AO1	DTW/CAB	
P0	FOR DCO SUBMISSION	17.02.22	AO1	DTW/CAB	

## DCO SUBMISSION

Project Stage

## INFORMATION

Status of Drawing

Client

Level 33, Euston Tower, 296 Euston Road, London, NW1 3DP

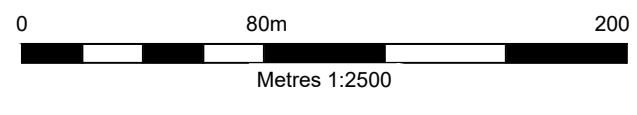
LD&DESIGN GSDA FICHTNER  
ERM CONSULTING ENGINEERS LTD

BURO HAPPOLD northern planners bowland ecology

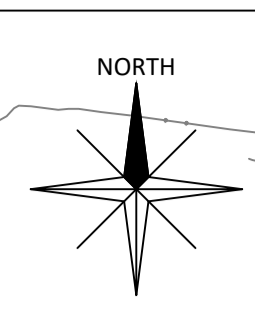
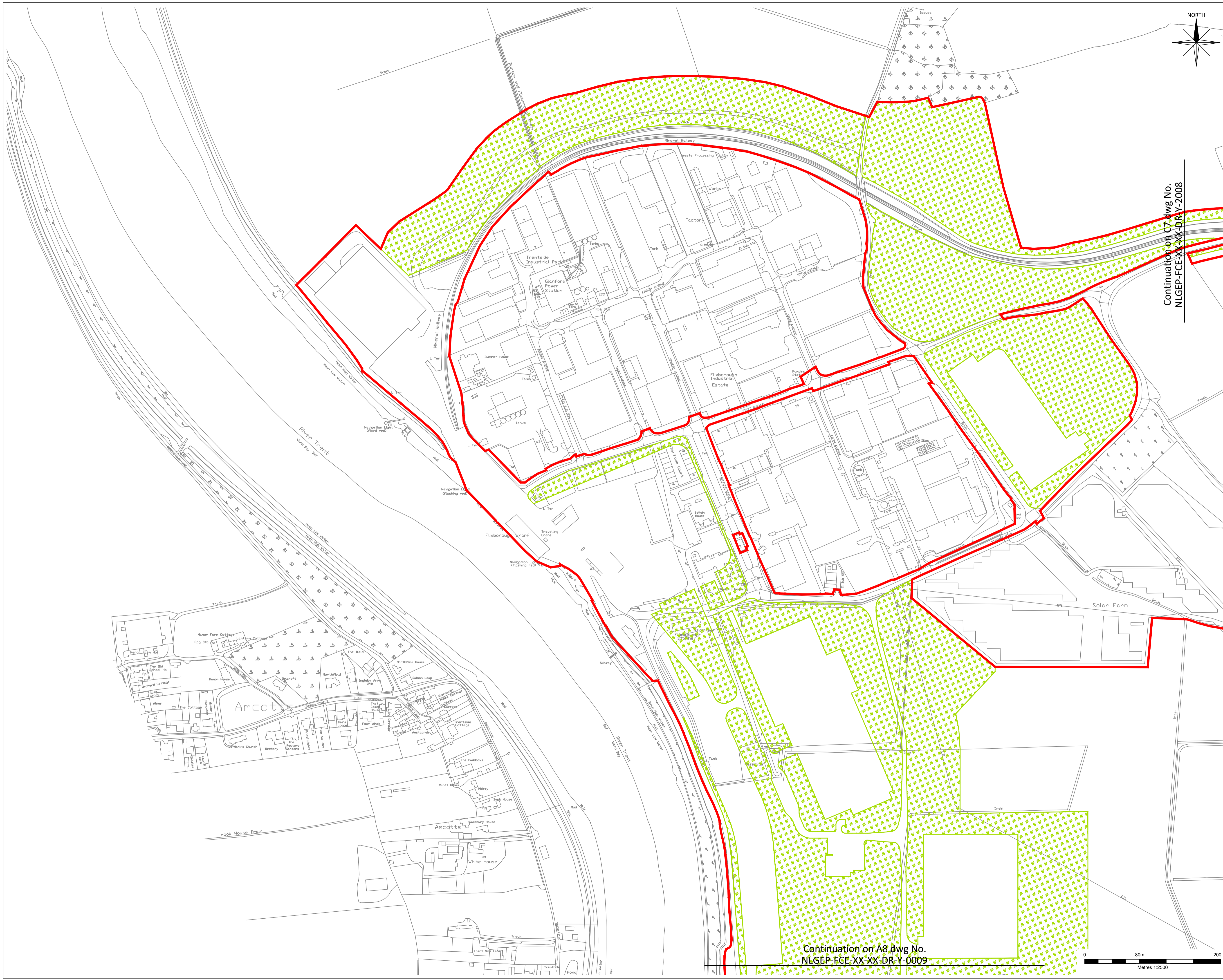
Client: NORTH LINCOLNSHIRE GREEN ENERGY PARK LTD  
Consultant: FICHTNER CONSULTING ENGINEERS  
Project: NORTH LINCOLNSHIRE GREEN ENERGY PARK  
Dwg Title: WORKS PLANS A6

Planning Inspectorate No. <b>EN010116</b>	Scale@A1 1:2500
Drawn/Designed By: AO1	Checked By: DTW
Approved By: CAB	Revision P3

Drawing No. NLGEP-FCE-XX-XX-DR-Y-0007



As per Open Access 21/01/24 - Through EHV Development Support/000 - Drawing/Design for Client/Review/31/04/2024/01/NLGP/Works Plans A6 PS.dwg

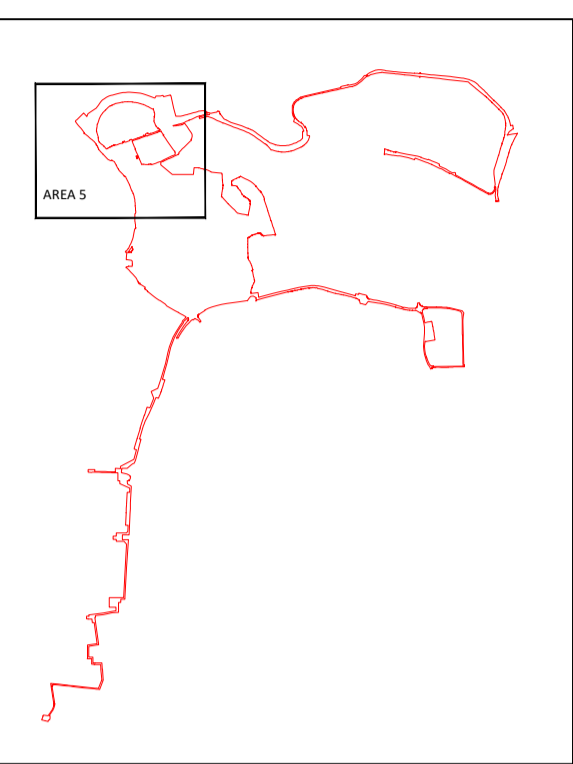


Planning Act 2008  
The Infrastructure Planning  
(Applications: Prescribed forms and Procedure) Regulations 2009  
Regulation: 5(2)(j)

NOTES  
OS Licensing information for OS CAD/GIS & raster data orders -  
© crown copyright and database rights 2021 OS Licence 100035409

LEGEND  
ORDER LIMITS

WORK	DESCRIPTION	LIMITS OF DEVIATION
WORK No. 12	LANDSCAPING AND ECOLOGICAL WORKS	



KEY PLAN

Continuation on C7 dwg No. NLGEP-FCE-XX-XX-DR-Y-2008

Continuation on A8 dwg No. NLGEP-FCE-XX-XX-DR-Y-0009

Rev	Description	Date	Iss'd	Rev'd	App'd
P3	WORK PLAN 15b ADDED WORK PLAN 15	06.02.23	AO1	DTW/CAB	
	CHANGED TO 15a				
P2	UPDATED BOUNDARY LINE DCO SUBMISSION	06.12.22	AO1	DTW/CAB	
P1	WORK 1D DESCRIPTION UPDATED	30.08.22	AO1	DTW/CAB	
PO	FOR DCO SUBMISSION	17.02.22	AO1	DTW/CAB	

## DCO SUBMISSION

Project Stage

## INFORMATION

Status of Drawing

Client

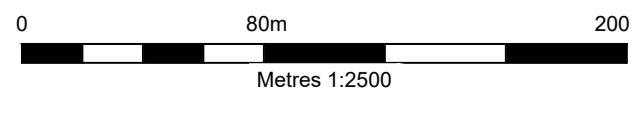
Level 33, Euston Tower, 296 Euston Rd, London, NW1 3DP

LD A DESIGN GSDA FICHTNER ERM

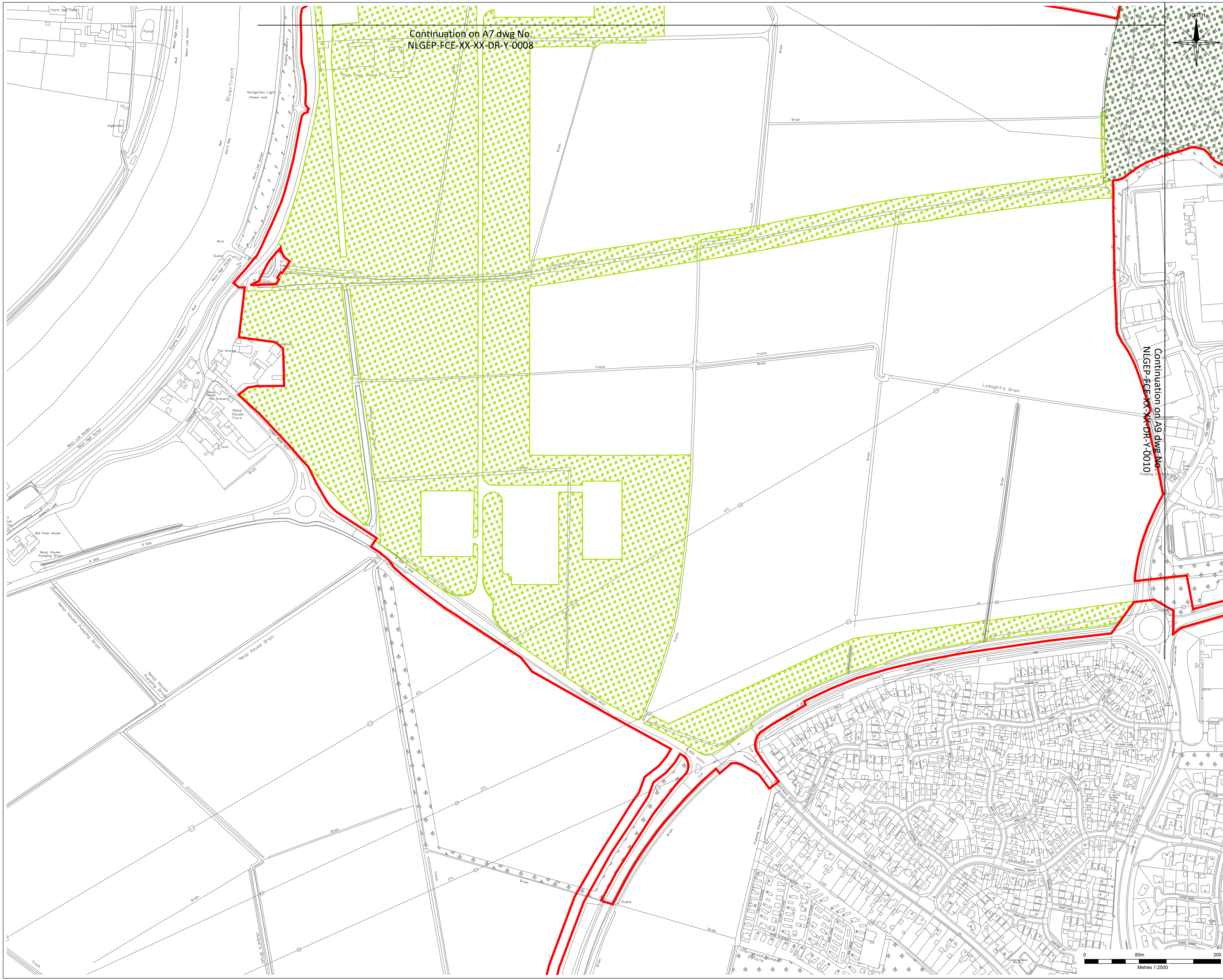
BURO HAPPOLD northern planners bowland ecology

Client: NORTH LINCOLNSHIRE GREEN ENERGY PARK LTD  
Consultant: FICHTNER CONSULTING ENGINEERS  
Project: NORTH LINCOLNSHIRE GREEN ENERGY PARK  
Dwg Title: WORKS PLANS A7

Planning Inspectorate No. <b>EN010116</b>	Scale@A1 1:2500
Drawn/Designed By: AO1	Checked By: DTW
Approved By: CAB	Revision P3
Drawing No. NLGEP-FCE-XX-XX-DR-Y-0008	



As per: Open Access 21/03/14 - Through EIV Development Support/000 - Drawing/Change for Client Review/31/04/2020/01/NLGP/Works Plans A7.dwg



Continuation on A7 dwg No:  
NLGEP-FCE-XX-XX-DR-Y-0008

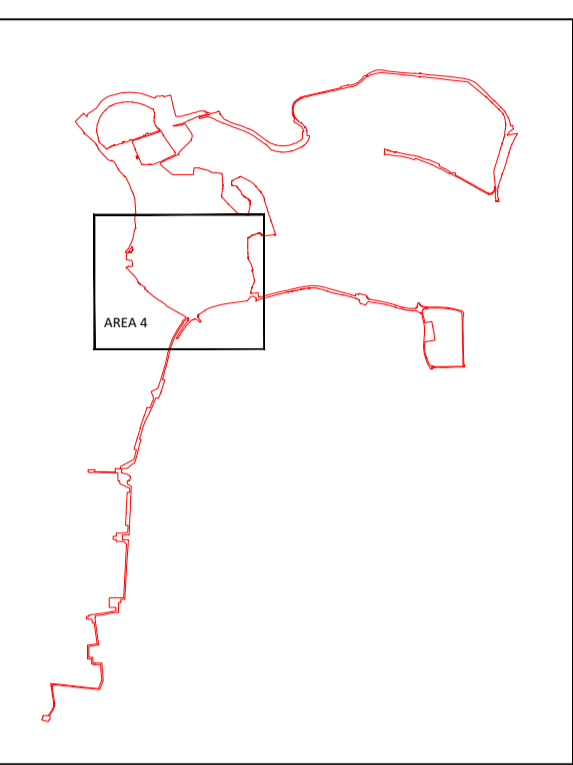
Continuation on A9 dwg No:  
NLGEP-FCE-XX-XX-DR-Y-0010

Planning Act 2008  
The Infrastructure Planning  
(Applications: Prescribed forms and Procedure) Regulations 2009  
Regulation: 5(2)(j)

NOTES  
OS Licensing information for OS CAD/GIS & raster data orders -  
© crown copyright and database rights 2021 OS Licence 100035409

LEGEND  
ORDER LIMITS

WORK	DESCRIPTION	LIMITS OF DEVIATION
WORK No. 12	LANDSCAPING AND ECOLOGICAL WORKS	
WORK No. 12A	HABITAT CREATION	



KEY PLAN

Rev	Description	Date	Iss'd	Rev'd	App'd
P3	WORK PLAN 15b ADDED WORK PLAN 15 CHANGED TO 15a	06.02.23	AO1	DTW/CAB	
P2	UPDATED BOUNDARY LINE DCO SUBMISSION	06.12.22	AO1	DTW/CAB	
P1	WORK 1D DESCRIPTION UPDATED	30.08.22	AO1	DTW/CAB	
PD	FOR DCO SUBMISSION	17.02.22	AO1	DTW/CAB	

## DCO SUBMISSION

Project Stage

## INFORMATION

Status of Drawing

Client

Level 33, Euston Tower, 296 Euston Road, London, NW1 3DP

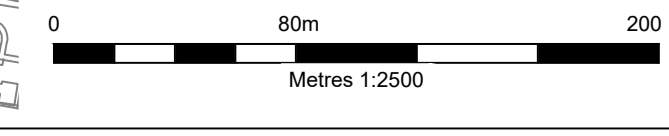
LD A DESIGN GSDA FICHTNER ERM

BURO HAPPOLD northern planners bowland ecology

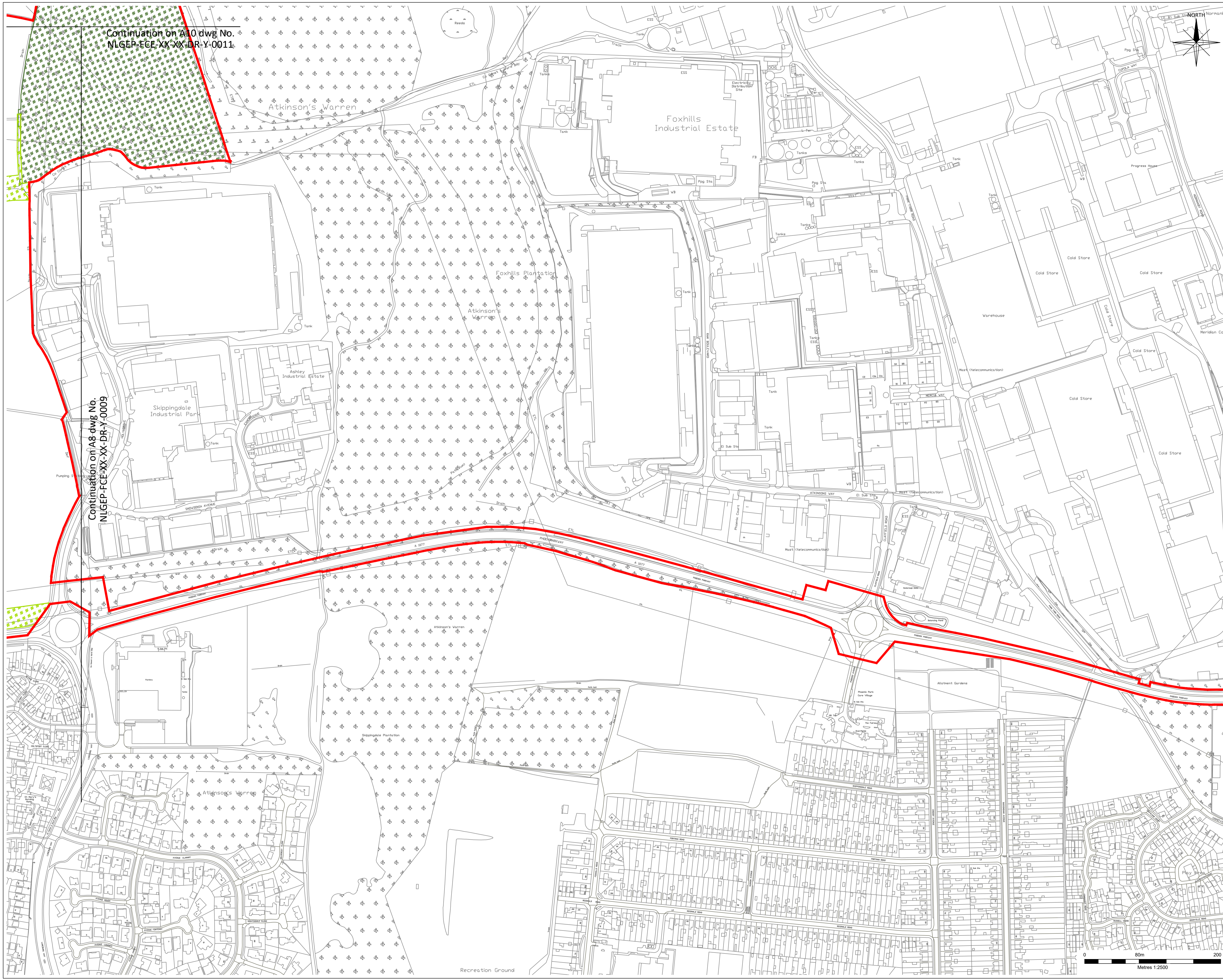
Client: NORTH LINCOLNSHIRE GREEN ENERGY PARK LTD  
 Consultant: FICHTNER CONSULTING ENGINEERS  
 Project: NORTH LINCOLNSHIRE GREEN ENERGY PARK  
 Dwg Title: WORKS PLANS A8

Planning Inspectorate No: <b>EN010116</b>	Scale@A1 1:2500
Drawn/Designed By: AO1	Checked By: DTW
Approved By: CAB	Revision P3

Drawing No. NLGEP-FCE-XX-XX-DR-Y-0009

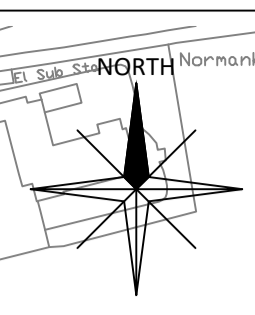


Project Stage: DCO SUBMISSION  
 Status of Drawing: INFORMATION  
 Client: NORTH LINCOLNSHIRE GREEN ENERGY PARK LTD  
 Consultant: FICHTNER CONSULTING ENGINEERS  
 Project: NORTH LINCOLNSHIRE GREEN ENERGY PARK  
 Dwg Title: WORKS PLANS A8  
 Planning Inspectorate No: EN010116  
 Scale: 1:2500  
 Drawn/Designed By: AO1  
 Checked By: DTW  
 Approved By: CAB  
 Drawing No: NLGEP-FCE-XX-XX-DR-Y-0009  
 Revision: P3



Continuation on A10 dwg No. NLGEP-FCE-XX-XX-DR-Y-0011

Continuation on A8 dwg No. NLGEP-FCE-XX-XX-DR-Y-0009

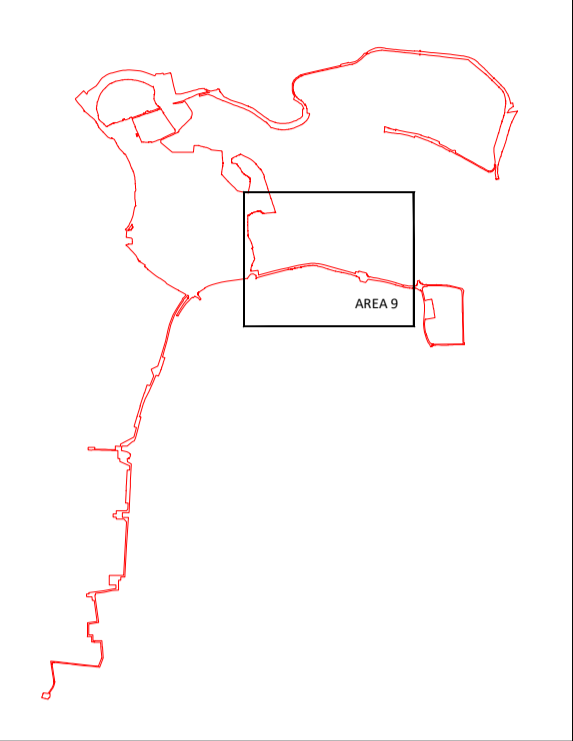


Planning Act 2008  
The Infrastructure Planning (Applications: Prescribed Forms and Procedure) Regulations 2009  
Regulation: 5(2)(j)

NOTES  
OS Licensing information for OS CAD/GIS & raster data orders -  
© crown copyright and database rights 2021 OS Licence 100035409

LEGEND  
ORDER LIMITS

WORK	DESCRIPTION	LIMITS OF DEVIATION
WORK No. 12A	HABITAT CREATION	



KEY PLAN

P3	WORK PLAN 15d ADDED WORK PLAN 15	06.02.23	AO1	DTW/CAB
P2	CHANGED TO 15a			
P2	UPDATED BOUNDARY LINE DCO SUBMISSION	06.12.22	AO1	DTW/CAB
P1	WORK 1D DESCRIPTION UPDATED	30.08.22	AO1	DTW/CAB
PO	FOR DCO SUBMISSION	17.02.22	AO1	DTW/CAB
Rev	Description	Date	Iss'd	Rev'd

## DCO SUBMISSION

Project Stage

## INFORMATION

Status of Drawing

Client

LD A DESIGN GS DA FICHTNER  
ERM CONSULTING ENGINEERS LTD

BURO HAPPOLD northern planners bowland ecology

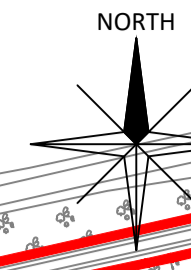
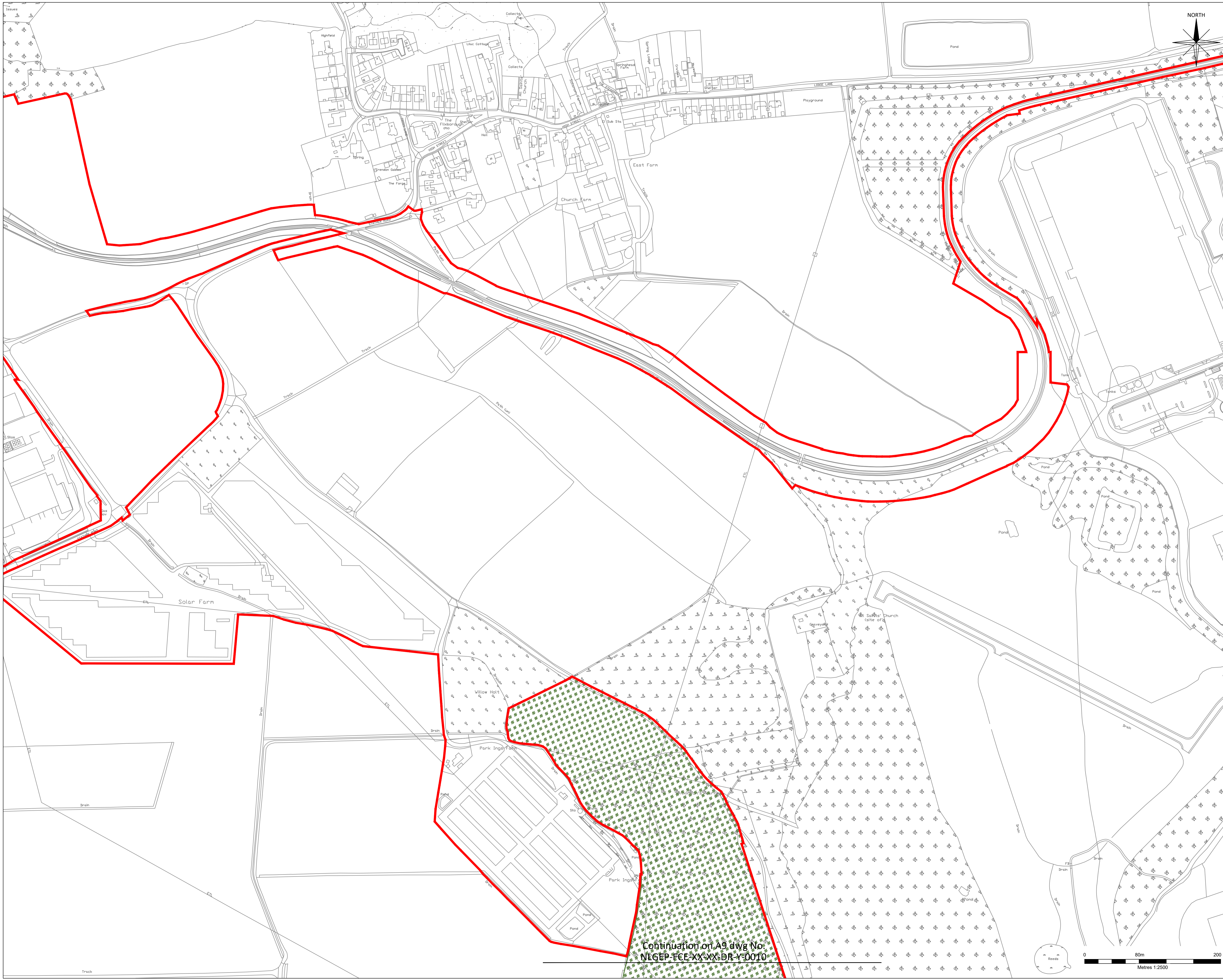
Client: NORTH LINCOLNSHIRE GREEN ENERGY PARK LTD  
Consultant: FICHTNER CONSULTING ENGINEERS  
Project: NORTH LINCOLNSHIRE GREEN ENERGY PARK  
Dwg Title: WORKS PLANS A9

Planning Inspectorate No. <b>EN010116</b>	Scale: A1 1:2500
Drawn/Designed By: AO1	Checked By: DTW
Approved By: CAB	Revision P3



As per Open Access 21/01/24 - Planning/20/Development Support/000 - Drawing/Planning for Client/Review/23/04/00/00/00/01/NLGP/Works Plans A9.dwg



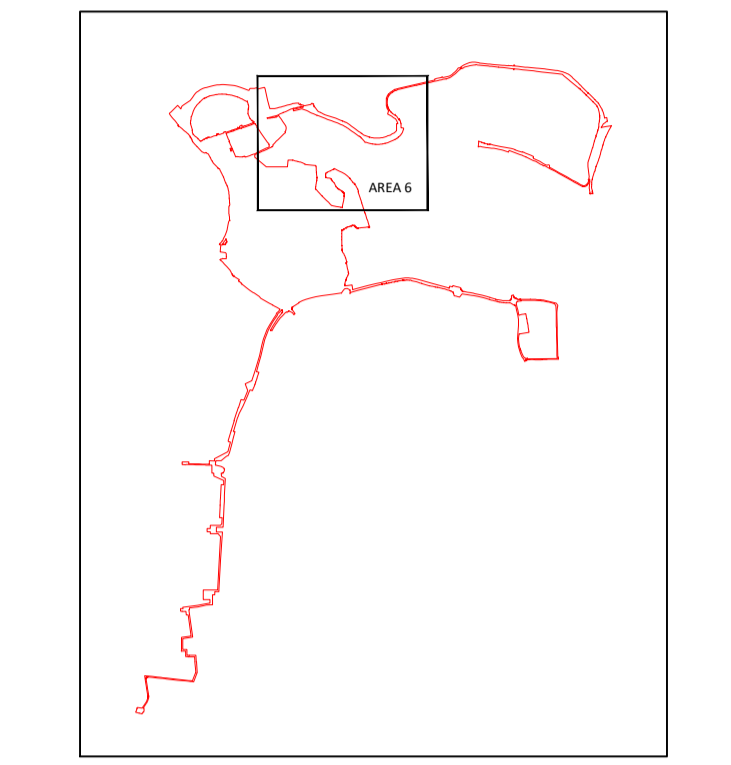


Planning Act 2008  
The Infrastructure Planning  
(Applications: Prescribed forms and Procedure) Regulations 2009  
Regulation: 5(2)(j)

**NOTES**  
OS Licensing information for OS CAD/GIS & raster data orders -  
© crown copyright and database rights 2021 OS Licence 100035409

**LEGEND**  
ORDER LIMITS

WORK	DESCRIPTION	LIMITS OF DEVIATION
WORK No. 12A	HABITAT CREATION	



KEY PLAN

Rev	Description	Date	Iss'd	Rev'd	App'd
P3	WORK PLAN 15b ADDED WORK PLAN 15 CHANGED TO 15a	06.02.23	AO1	DTW	CAB
P2	UPDATED BOUNDARY LINE DCO SUBMISSION	06.12.22	AO1	DTW	CAB
P1	WORK 1D DESCRIPTION UPDATED	30.08.22	AO1	DTW	CAB
PO	FOR DCO SUBMISSION	17.02.22	AO1	DTW	CAB

## DCO SUBMISSION

Project Stage

## INFORMATION

Status of Drawing

Client

Level 33, Euston Tower, 286 Euston Rd, London, NW1 3DP

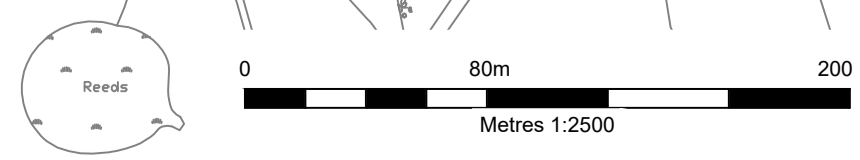
LD&DESIGN GSDA FICHTNER ERM

BURO HAPPOLD northern planners bowland ecology

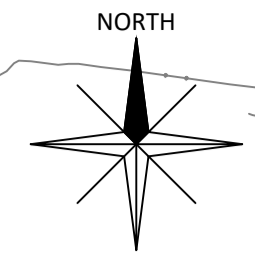
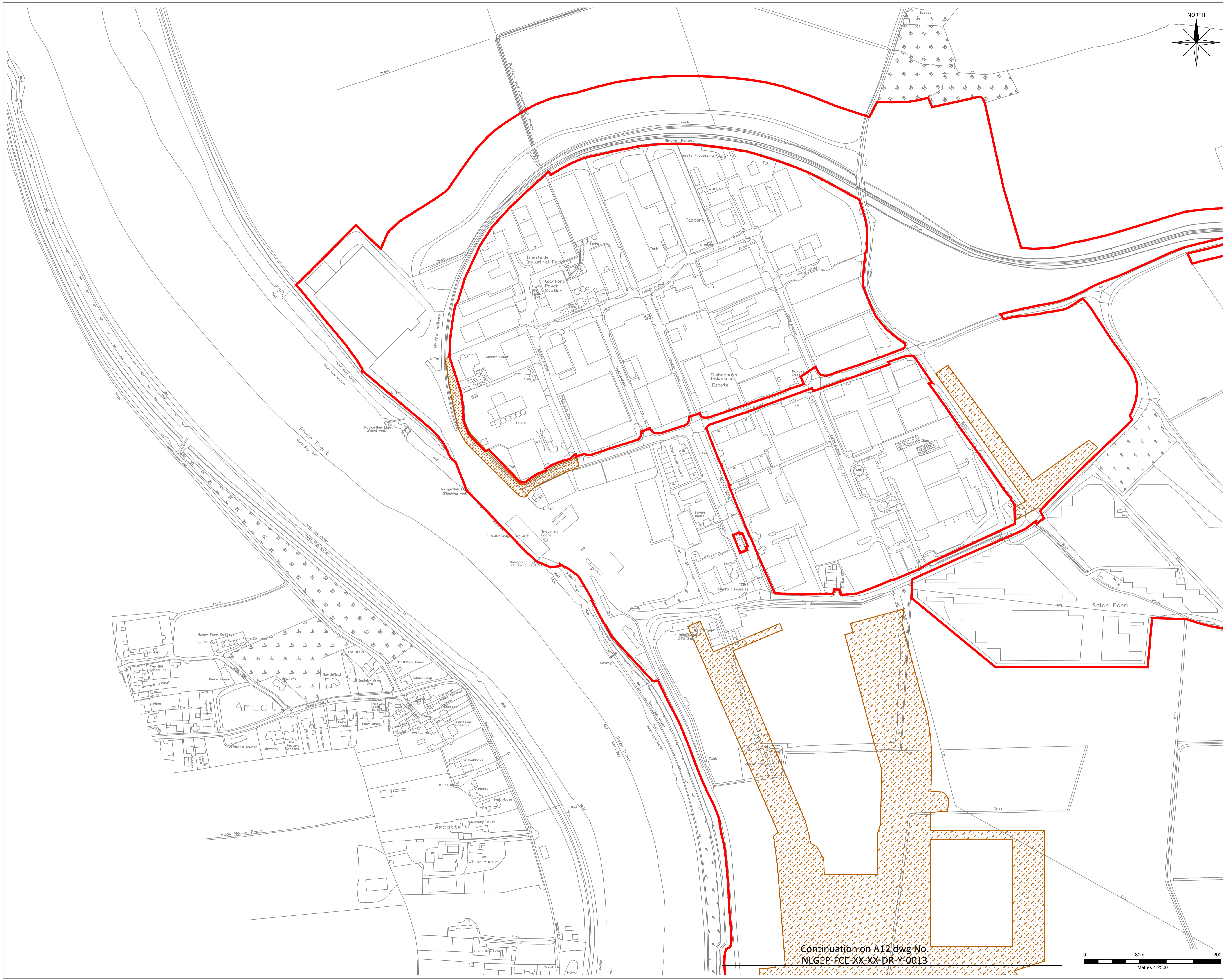
Client: NORTH LINCOLNSHIRE GREEN ENERGY PARK LTD  
 Consultant: FICHTNER CONSULTING ENGINEERS  
 Project: NORTH LINCOLNSHIRE GREEN ENERGY PARK  
 Dwg Title: WORKS PLANS A10

Planning Inspectorate No. <b>EN010116</b>	Scale@A1 1:2500
Drawn/Designed By: AO1	Checked By: DTW
Approved By: CAB	Revision P3
Drawing No. NLGEP-FCE-XX-XX-DR-Y-0011	

Continuation on A9.dwg No. NLGEP-FCE-XX-XX-DR-Y-0010



Project: North Lincolnshire Green Energy Park - Planning Act 2008 (Applications: Prescribed forms and Procedure) Regulations 2009 Regulation: 5(2)(j) - Drawing: NLGEP-FCE-XX-XX-DR-Y-0011 - Drawing Title: WORKS PLANS A10 - Drawing No: NLGEP-FCE-XX-XX-DR-Y-0011 - Drawing Date: 06/02/23 - Drawing Scale: 1:2500 - Drawing Status: P3

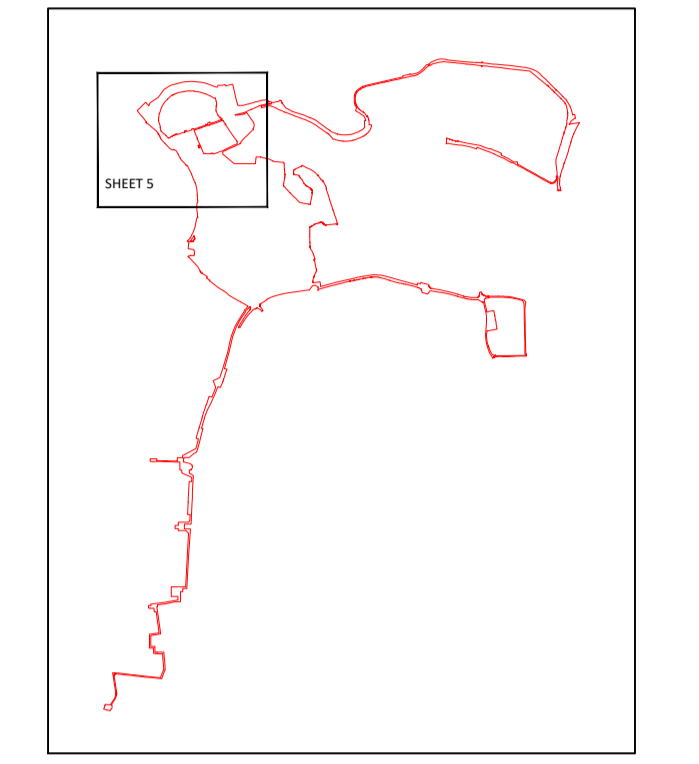


Planning Act 2008  
The Infrastructure Planning  
(Applications: Prescribed forms and Procedure) Regulations 2009  
Regulation: 5(2)(j)

NOTES  
OS Licensing information for OS CAD/GIS & raster data orders -  
© crown copyright and database rights 2021 OS Licence 100035409

LEGEND  
ORDER LIMITS

WORK	DESCRIPTION	LIMITS OF DEVIATION
WORK No. 13	FLOOD DEFENCES AND SUDS	



KEY PLAN

Rev	Description	Date	Iss'd	Rev'd	App'd
P3	WORK PLAN 15b ADDED WORK PLAN 15	06.02.23	AO1	DTW/CAB	
	CHANGED TO 15a				
P2	UPDATED BOUNDARY LINE DCO SUBMISSION	06.12.22	AO1	DTW/CAB	
P1	WORK 1D DESCRIPTION UPDATED	30.08.22	AO1	DTW/CAB	
PO	FOR DCO SUBMISSION	17.02.22	AO1	DTW/CAB	

## DCO SUBMISSION

Project Stage

## INFORMATION

Status of Drawing

Client

Level 33, Euston Tower, 296 Euston Rd, London, NW1 3DP


LD A DESIGN GSDA FICHTNER ERM

BURO HAPPOLD northern planners bowland ecology

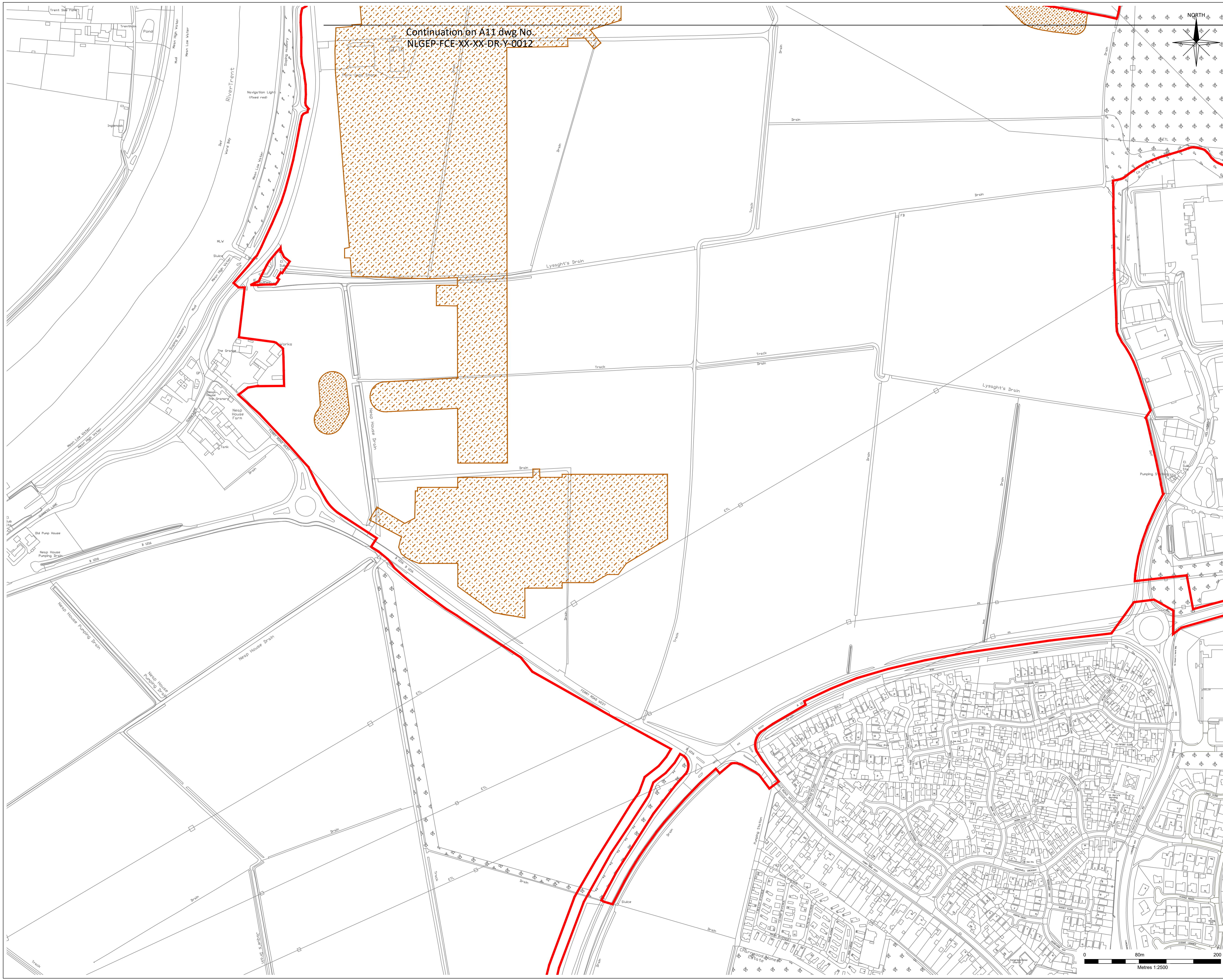
Client: NORTH LINCOLNSHIRE GREEN ENERGY PARK LTD  
Consultant: FICHTNER CONSULTING ENGINEERS  
Project: NORTH LINCOLNSHIRE GREEN ENERGY PARK  
Dwg Title: WORKS PLANS A11

Planning Inspectorate No. <b>EN010116</b>	Scale@A1 1:2500
Drawn/Designed By: AO1	Checked By: DTW
Approved By: CAB	Revision P3

Continuation on A12.dwg No  
NLGEP-FCE-XX-XX-DR-Y-0013



Project: North Lincolnshire Green Energy Park  
 Drawing: Works Plans A11  
 Date: 06/02/23  
 Scale: 1:2500  
 Author: DTW  
 Checker: CAB  
 Approver: CAB  
 Project No: NLGEP-FCE-XX-XX-DR-Y-0013



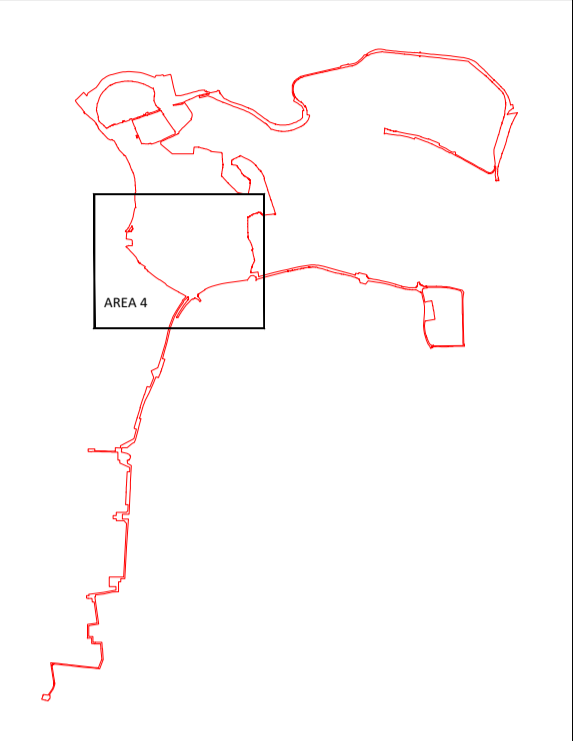
Continuation on A11 dwg No  
NLGEP-FCE-XX-XX-DR-Y-0012

Planning Act 2008  
The Infrastructure Planning  
(Applications: Prescribed forms and Procedure) Regulations 2009  
Regulation: 5(2)(j)

NOTES  
OS Licensing information for OS CAD/GIS & raster data orders -  
© crown copyright and database rights 2021 OS Licence 100035409

LEGEND  
ORDER LIMITS

WORK	DESCRIPTION	LIMITS OF DEVIATION
WORK No. 13	FLOOD DEFENCES AND SuDs	



KEY PLAN

Rev	Description	Date	Iss'd	Rev'd	App'd
P3	WORK PLAN 15b ADDED WORK PLAN 15	06.02.23	AO1	DTW	CAB
P2	CHANGED TO 15a				
P2	UPDATED BOUNDARY LINE DCO SUBMISSION	06.12.22	AO1	DTW	CAB
P1	WORK 1D DESCRIPTION UPDATED	30.08.22	AO1	DTW	CAB
P0	FOR DCO SUBMISSION	17.02.22	AO1	DTW	CAB

## DCO SUBMISSION

Project Stage

## INFORMATION

Status of Drawing

Client

Level 33, Euston Tower, 296 Euston Road, London, NW1 3DP

LD A DESIGN GS DA FICHTNER  
ERM CONSULTING ENGINEERS LTD


BURO HAPPOLD northern planners bowland ecology

Client: NORTH LINCOLNSHIRE GREEN ENERGY PARK LTD  
Consultant: FICHTNER CONSULTING ENGINEERS  
Project: NORTH LINCOLNSHIRE GREEN ENERGY PARK  
Dwg Title: WORKS PLANS A12

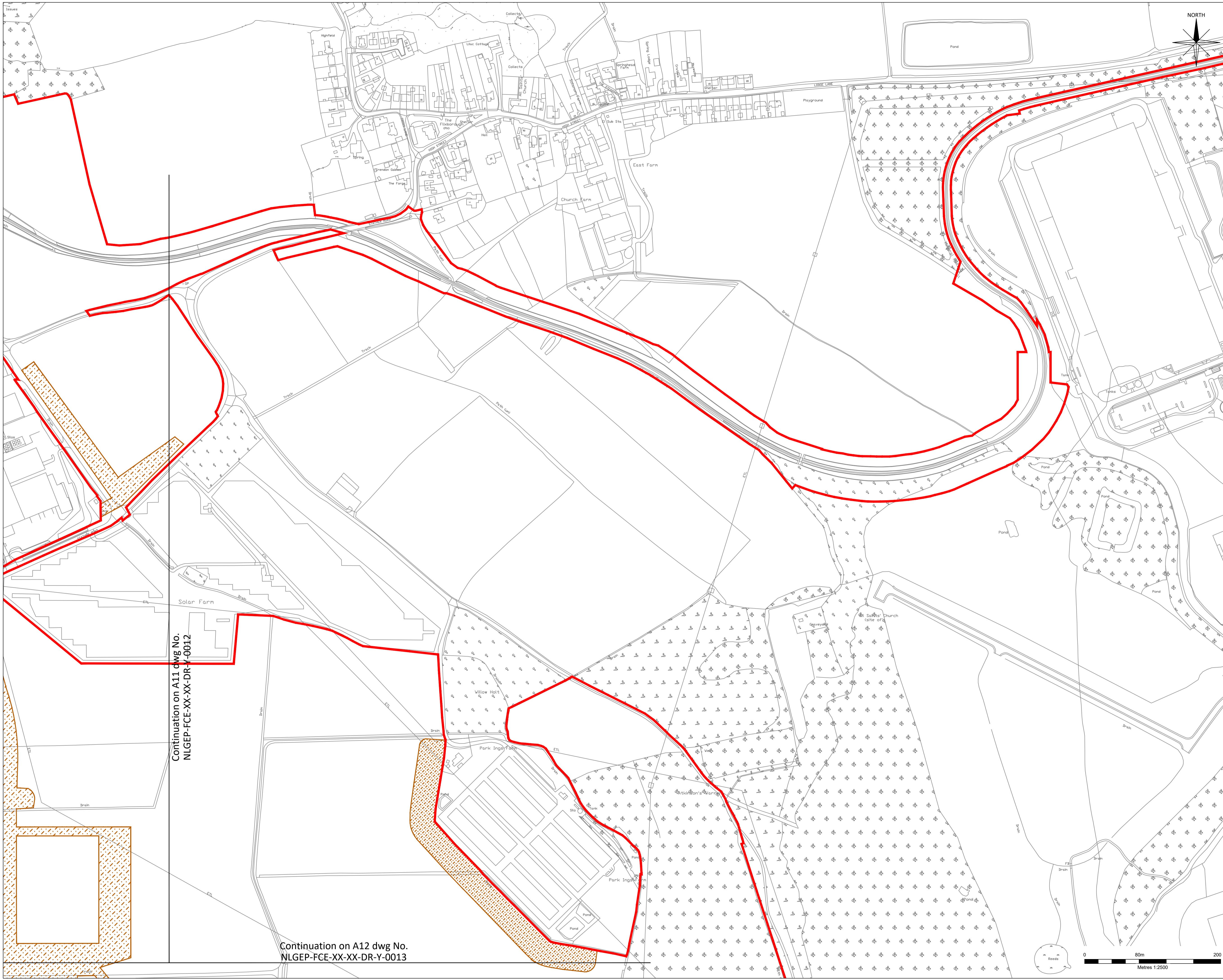
Planning Inspectorate No. EN010116  
Scale@A1 1:2500

Drawn/Designed By: AO1  
Checked By: DTW  
Approved By: CAB

Drawing No. NLGEP-FCE-XX-XX-DR-Y-0013  
Revision P3

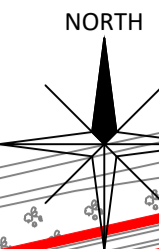


As per Open Access 21/01/24 - Through EIV Development Support/000 - Drawing/Design for Client/Review/31/04/2020/01/NLGP/Works Plans A12.dwg



Continuation on A11 dwg No.  
NLGEP-FCE-XX-XX-DR-Y-0012

Continuation on A12 dwg No.  
NLGEP-FCE-XX-XX-DR-Y-0013

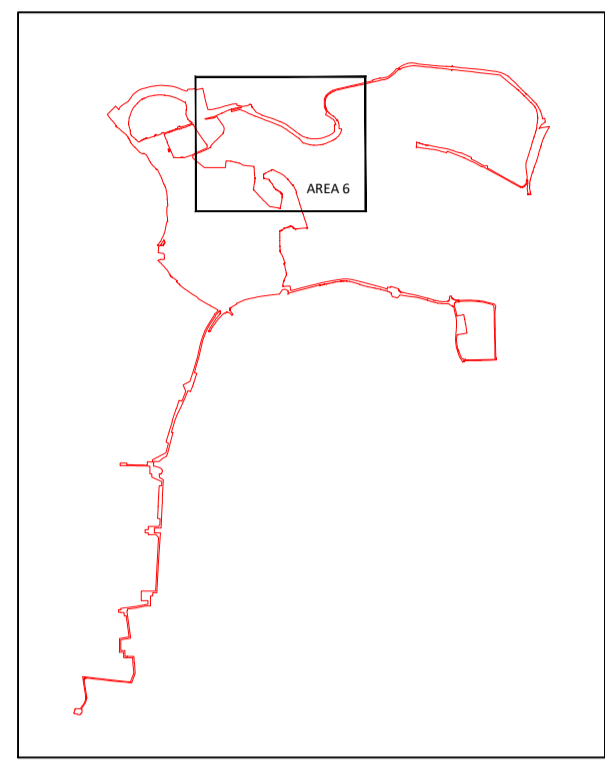


Planning Act 2008  
The Infrastructure Planning  
(Applications: Prescribed forms and Procedure) Regulations 2009  
Regulation: 5(2)(j)

**NOTES**  
OS Licensing information for OS CAD/GIS & raster data orders -  
© crown copyright and database rights 2021 OS Licence 100035409

**LEGEND**  
ORDER LIMITS

WORK	DESCRIPTION	LIMITS OF DEVIATION
WORK No. 13	FLOOD DEFENCES AND SUDS	



KEY PLAN

P3	WORK PLAN 15b ADDED WORK PLAN 15 CHANGED TO 15a	06.02.23	AO1	DTW/CAB
P2	UPDATED BOUNDARY LINE DCO SUBMISSION	06.12.22	AO1	DTW/CAB
P1	WORK 1D DESCRIPTION UPDATED	30.08.22	AO1	DTW/CAB
PO	FOR DCO SUBMISSION	17.02.22	AO1	DTW/CAB
Rev	Description	Date	Iss'd	Rev'd

## DCO SUBMISSION

Project Stage

## INFORMATION

Status of Drawing

Client

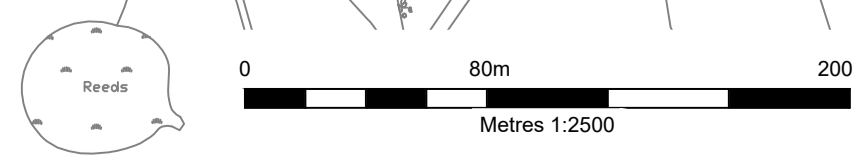
Level 33, Euston Tower, 296 Euston Rd., London, NW1 3DP

LD A DESIGN GS DA FICHTNER  
ERM CONSULTING ENGINEERS LTD

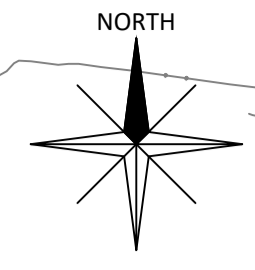
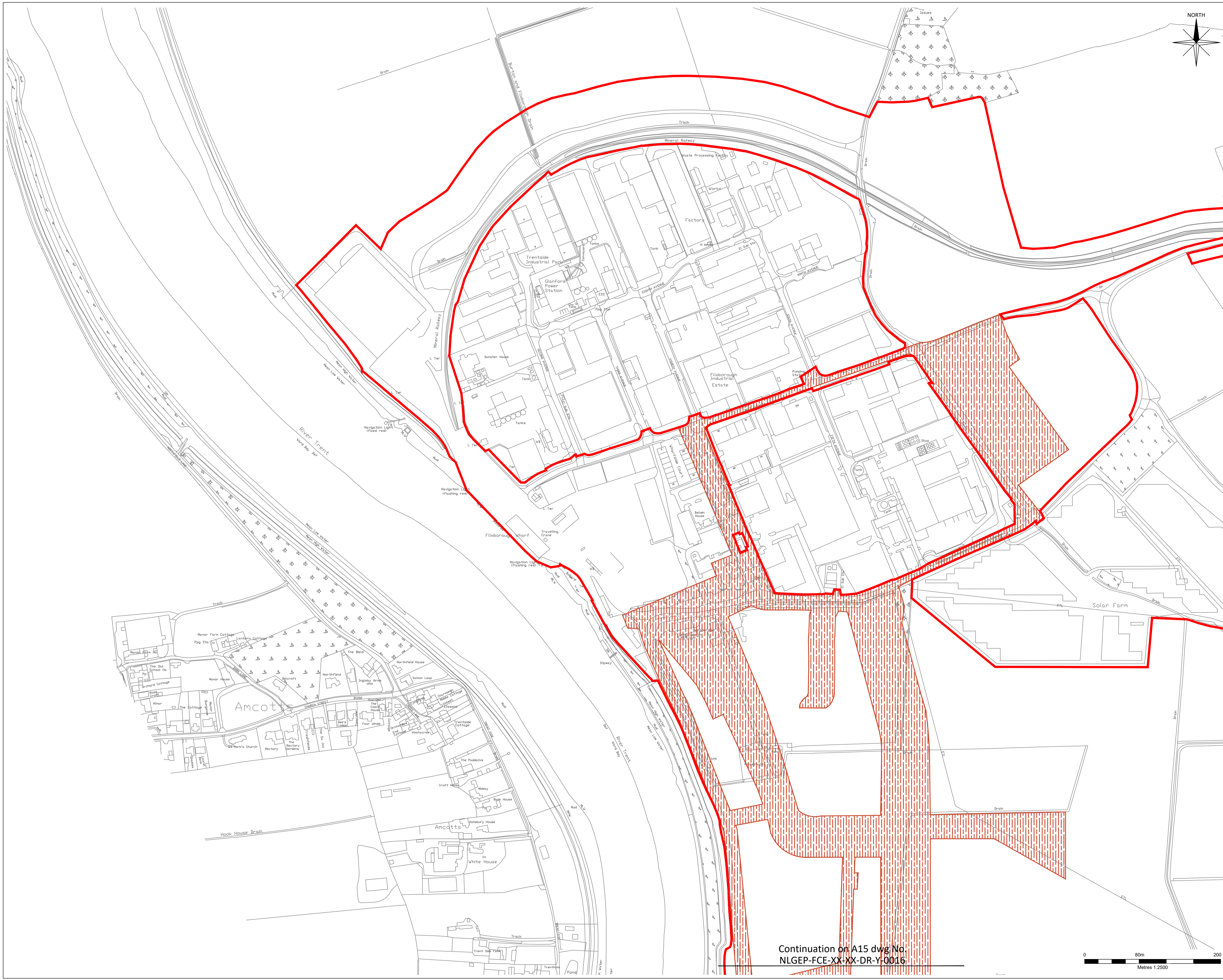
BURO HAPPOLD northern planners bowland ecology

Client: NORTH LINCOLNSHIRE GREEN ENERGY PARK LTD  
Consultant: FICHTNER CONSULTING ENGINEERS  
Project: NORTH LINCOLNSHIRE GREEN ENERGY PARK  
Dwg Title: WORKS PLANS A13

Planning Inspectorate No. <b>EN010116</b>	Scale@A1 1:2500
Drawn/Designed By: AO1	Checked By: DTW
Approved By: CAB	Revision P3
Drawing No. NLGEP-FCE-XX-XX-DR-Y-0014	



As per Open Access 21/03/24 - Through ERM Development Support/000 - Drawing/Design for Client/Review/31/04/2024/01/NLGP/Works Plans A13.dwg

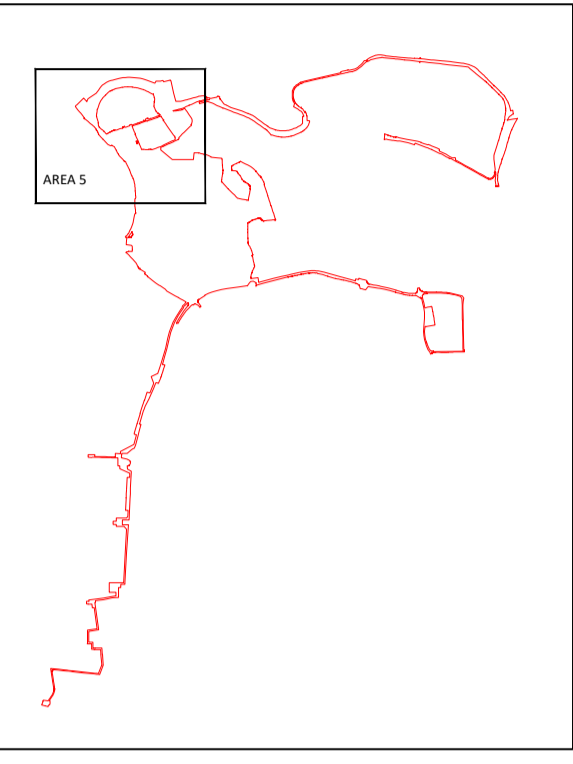


Planning Act 2008  
The Infrastructure Planning (Applications: Prescribed forms and Procedure) Regulations 2009  
Regulation: 5(2)(j)

**NOTES**  
OS Licensing information for OS CAD/GIS & raster data orders -  
© crown copyright and database rights 2021 OS Licence 100035409

**LEGEND**  
ORDER LIMITS

WORK	DESCRIPTION	LIMITS OF DEVIATION
WORK No. 14	UTILITY CONSTRUCTION AND DIVERSIONS	



KEY PLAN

Rev	Description	Date	Iss'd	Rev'd	App'd
P3	WORK PLAN 15b ADDED WORK PLAN 15	06.02.23	AO1	DTW/CAB	
	CHANGED TO 15a				
P2	UPDATED BOUNDARY LINE DCO SUBMISSION	06.12.22	AO1	DTW/CAB	
P1	WORK 1D DESCRIPTION UPDATED	30.08.22	AO1	DTW/CAB	
P0	FOR DCO SUBMISSION	17.02.22	AO1	DTW/CAB	

## DCO SUBMISSION

Project Stage

## INFORMATION

Status of Drawing

Client

Level 33, Euston Tower, 296 Euston Rd, London, NW1 3DP

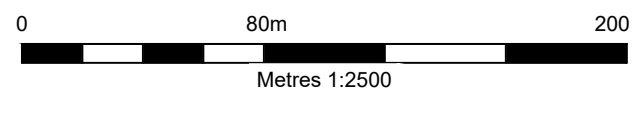
LD&DESIGN GSDA FICHTNER  
ERM

BURO HAPPOLD northern planners bowland ecology

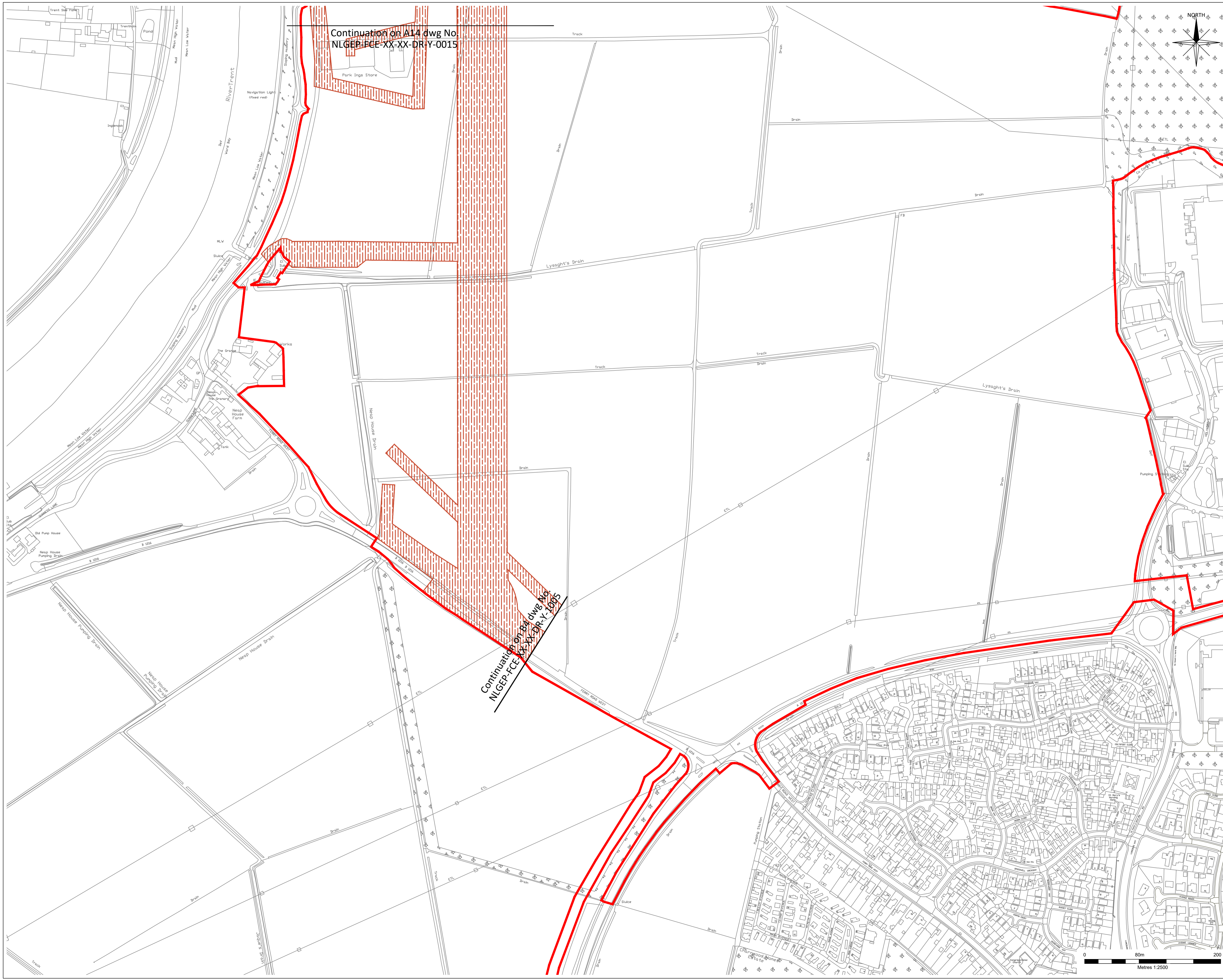
Client: NORTH LINCOLNSHIRE GREEN ENERGY PARK LTD  
Consultant: FICHTNER CONSULTING ENGINEERS  
Project: NORTH LINCOLNSHIRE GREEN ENERGY PARK  
Dwg Title: WORKS PLANS A14

Planning Inspectorate No. <b>EN010116</b>	Scale@A1 1:2500
Drawn/Designed By: AO1	Checked By: DTW
Approved By: CAB	Revision P3
Drawing No. NLGEP-FCE-XX-XX-DR-Y-0015	

Continuation on A15 dwg No.  
NLGEP-FCE-XX-XX-DR-Y-0016



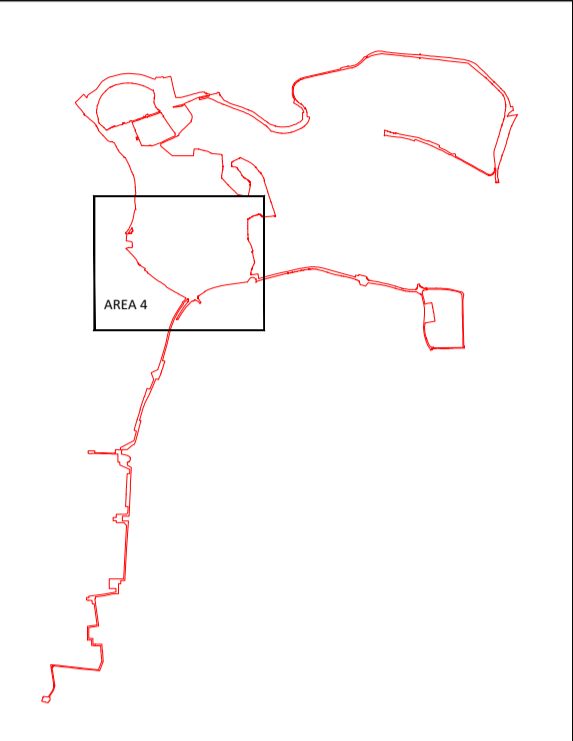
Project: North Lincolnshire Green Energy Park - Works Plans A14  
 Drawing: NLGEP-FCE-XX-XX-DR-Y-0015  
 Date: 06/02/23  
 Scale: 1:2500  
 Author: DTW  
 Checked: CAB  
 Approved: CAB  
 Project Manager: DTW  
 Client: North Lincolnshire Green Energy Park Ltd



**NOTES**  
OS Licensing information for OS CAD/GIS & raster data orders -  
© crown copyright and database rights 2021 OS Licence 100035409

**LEGEND**  
ORDER LIMITS

WORK	DESCRIPTION	LIMITS OF DEVIATION
WORK No. 14	UTILITY CONSTRUCTION AND DIVERSIONS	



KEY PLAN

P3	WORK PLAN 15b ADDED WORK PLAN 15	06.02.23	A01	DTW/CAB
	CHANGED TO 15a			
P2	UPDATED BOUNDARY LINE DCO SUBMISSION	06.12.22	A01	DTW/CAB
P1	WORK 1D DESCRIPTION UPDATED	30.08.22	A01	DTW/CAB
P0	FOR DCO SUBMISSION	17.02.22	A01	DTW/CAB
Rev	Description	Date	Iss'd	Rev'd

## DCO SUBMISSION

## INFORMATION

Client


Level 33, Euston Tower, 296 Euston Road, London, NW1 3DP

LD A DESIGN GSDA FICHTNER ERM

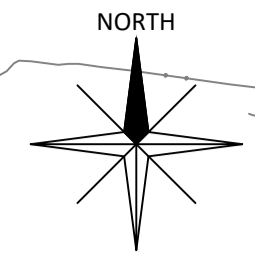
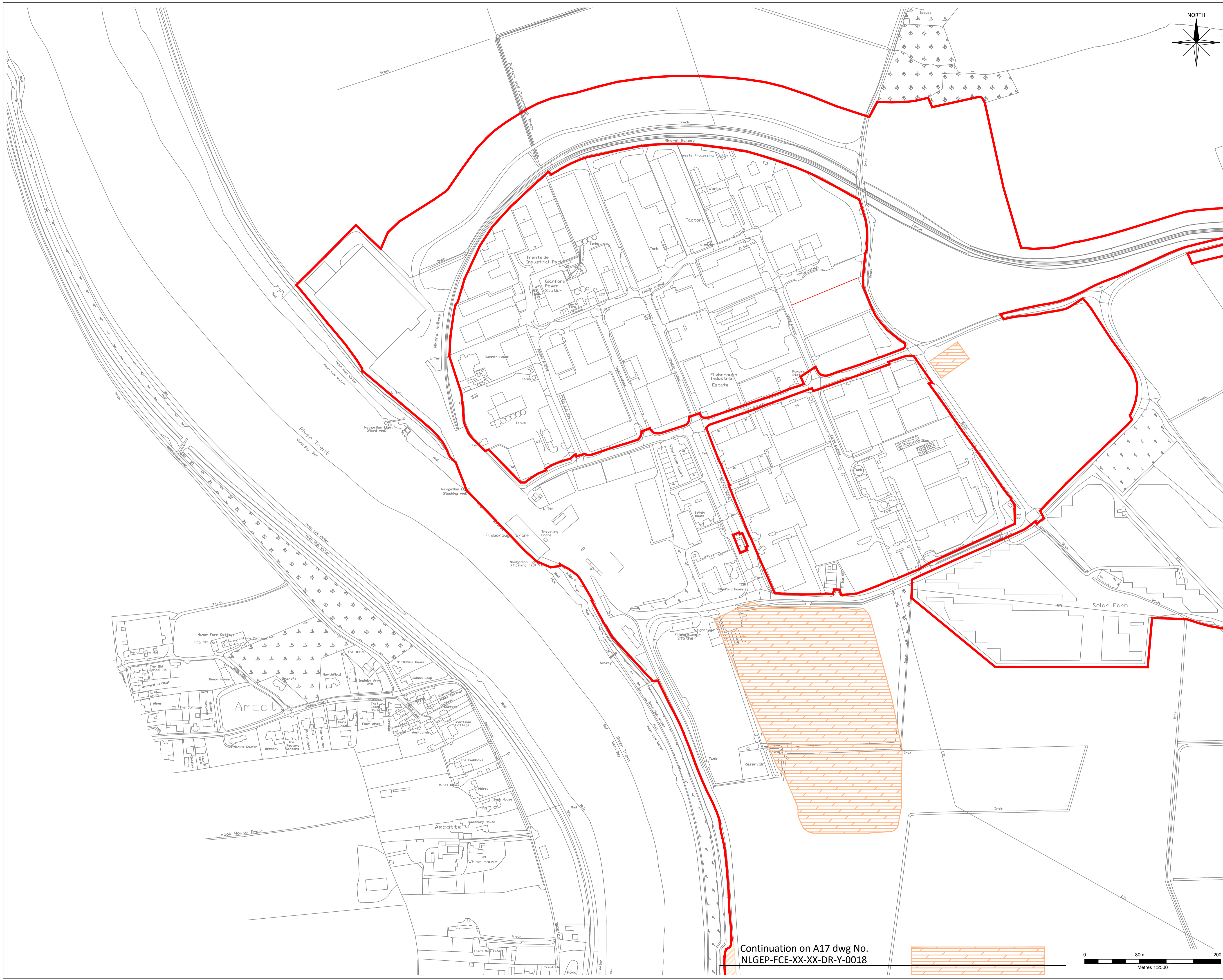
BURO HAPPOLD northern planners bowland ecology

Client: NORTH LINCOLNSHIRE GREEN ENERGY PARK LTD  
 Consultant: FICHTNER CONSULTING ENGINEERS  
 Project: NORTH LINCOLNSHIRE GREEN ENERGY PARK  
 Dwg Title: WORKS PLANS A15

Planning Inspectorate No. <b>EN010116</b>	Scale@A1 1:2500
Drawn/Designed By: A01	Checked By: DTW
Approved By: CAB	Revision P3
Drawing No. NLGEP-FCE-XX-XX-DR-Y-0016	



As per Open Access 21/01/14 - Through EIV Development Support/000 - Drawing/Design for Client/Review/31/04/2020/01/NLGEP/Works Plans A15.dwg



Planning Act 2008  
The Infrastructure Planning  
(Applications: Prescribed forms and Procedure) Regulations 2009  
Regulation: 5(2)(j)

NOTES  
OS Licensing information for OS CAD/GIS & raster data orders -  
© crown copyright and database rights 2021 OS Licence 100035409

LEGEND  
ORDER LIMITS

WORK	DESCRIPTION	LIMITS OF DEVIATION
WORK No. 15a	LAYDOWN AREAS	
WORK No. 15b	CONSTRUCTION ACCESS, TEMPORARY LAYDOWN AND WORKING ROOM	



KEY PLAN

Rev	Description	Date	Iss'd	Rev'd	App'd
P3	WORK PLAN 15b ADDED WORK PLAN 15	06.02.23	AO1	DTW	CAB
	CHANGED TO 15a				
P2	UPDATED BOUNDARY LINE DCO SUBMISSION	06.12.22	AO1	DTW	CAB
P1	WORK 1D DESCRIPTION UPDATED	30.08.22	AO1	DTW	CAB
PO	FOR DCO SUBMISSION	17.02.22	AO1	DTW	CAB

## DCO SUBMISSION

Project Stage

## INFORMATION

Status of Drawing

Client



Level 33, Euston Tower, 296 Euston Road, London, NW1 3DP



Client: NORTH LINCOLNSHIRE GREEN ENERGY PARK LTD

Consultant: FICHTNER CONSULTING ENGINEERS

Project: NORTH LINCOLNSHIRE GREEN ENERGY PARK


Orig Title: WORKS PLANS A16

Planning Inspectorate No. EN010116 Scale@A1 1:2500

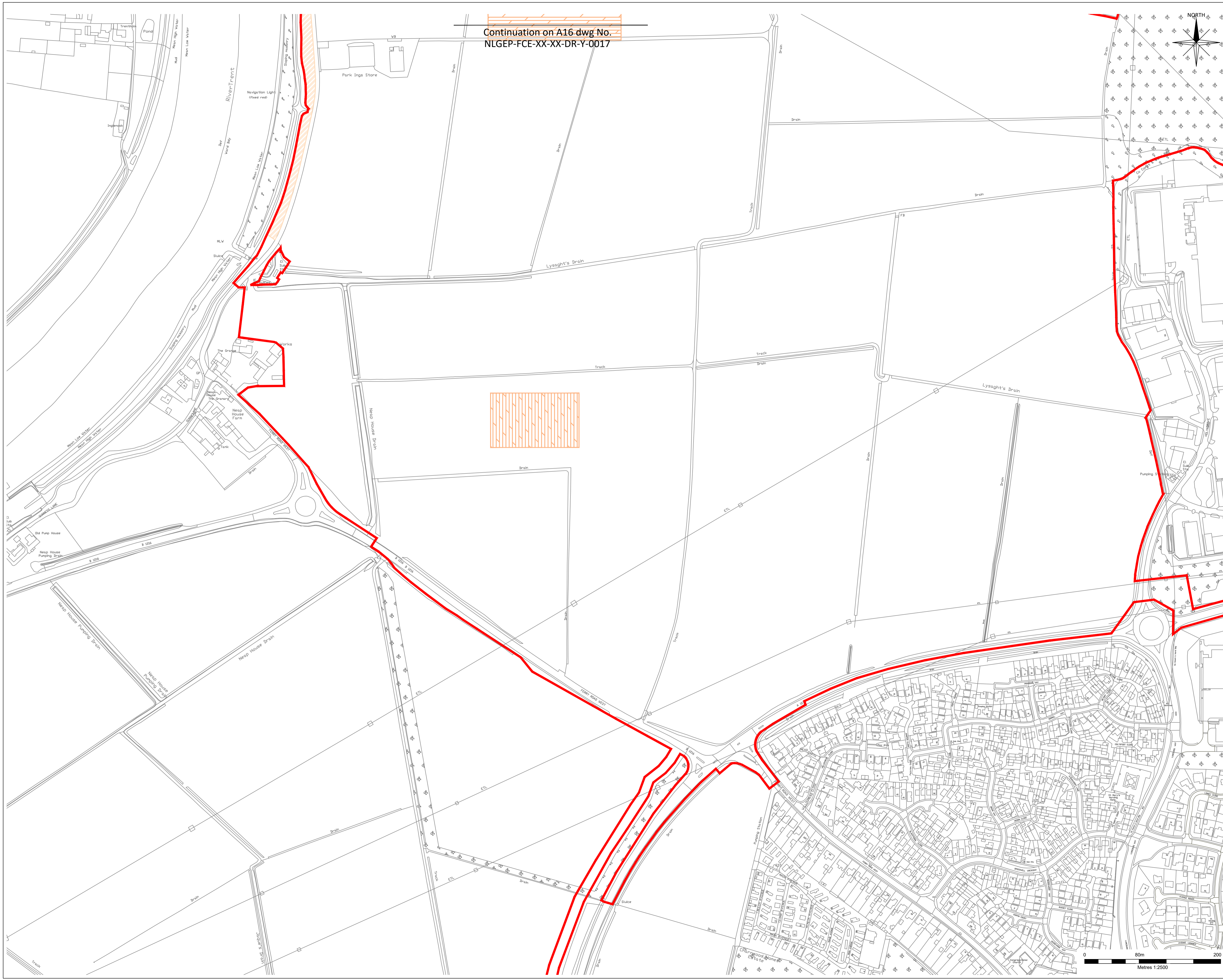
Drawn/Designed By: AO1 Checked By: DTW Approved By: CAB

Drawing No. NLGEP-FCE-XX-XX-DR-Y-0017 Revision P3

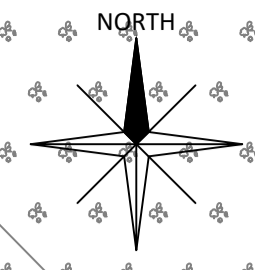
Continuation on A17 dwg No. NLGEP-FCE-XX-XX-DR-Y-0018



Project: North Lincolnshire Green Energy Park - Works Plans A16  
 Drawing: NLGEP-FCE-XX-XX-DR-Y-0017  
 Date: 06/02/23  
 Scale: 1:2500  
 Author: DTW  
 Checked: CAB  
 Approved: CAB  
 Project Manager: DTW  
 Client: North Lincolnshire Green Energy Park Ltd



Continuation on A16 dwg No.  
NLGEP-FCE-XX-XX-DR-Y-0017

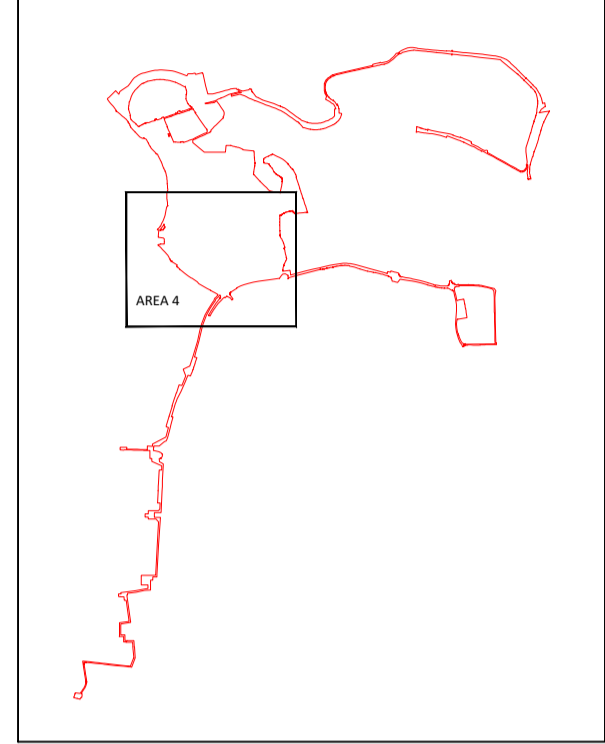


Planning Act 2008  
The Infrastructure Planning  
(Applications: Prescribed forms and Procedure) Regulations 2009  
Regulation: 5(2)(j)

NOTES  
OS Licensing information for OS CAD/GIS & raster data orders -  
© crown copyright and database rights 2021 OS Licence 100035409

LEGEND  
ORDER LIMITS

WORK	DESCRIPTION	LIMITS OF DEVIATION
WORK No. 15a	LAYDOWN AREAS	
WORK No. 15b	CONSTRUCTION ACCESS, TEMPORARY LAYDOWN AND WORKING ROOM	



KEY PLAN

Rev	Description	Date	Iss'd	Rev'd	App'd
P3	WORK PLAN 15b ADDED WORK PLAN 15	06.02.23	AO1	DTW	CAB
	CHANGED TO 15a				
P2	UPDATED BOUNDARY LINE DCO SUBMISSION	06.12.22	AO1	DTW	CAB
P1	WORK 1D DESCRIPTION UPDATED	30.08.22	AO1	DTW	CAB
P0	FOR DCO SUBMISSION	17.02.22	AO1	DTW	CAB

## DCO SUBMISSION

Project Stage

## INFORMATION

Status of Drawing

Client


Level 33, Euston Tower, 296 Euston Road, London, NW1 3DP

LD A DESIGN GS DA FICHTNER  
ERM CONSULTING ENGINEERS LTD

BURO HAPPOLD northern planners bowland ecology

Client: NORTH LINCOLNSHIRE GREEN ENERGY PARK LTD  
Consultant: FICHTNER CONSULTING ENGINEERS  
Project: NORTH LINCOLNSHIRE GREEN ENERGY PARK  
Dwg Title: WORKS PLANS A17

Planning Inspectorate No. <b>EN010116</b>	Scale: A1 1:2500
Drawn/Designed By: AO1	Checked By: DTW
Approved By: CAB	Revision P3
Drawing No. NLGEP-FCE-XX-XX-DR-Y-0018	



As per Open Access 21/03/24 - Through EIV Development Support/000 - Drawing/Design for Client/Review/31/04/2024/01/NLGEP/Works Plans A17.dwg